

Word Family

LEVEL
B

Correlated to State Standards

- 16 short vowel word families
- Each word family unit includes:
 - a picture dictionary
 - an illustrated story
 - comprehension and vocabulary activities
 - a word list slider

Stories and Activities


-ack
-and
-atch
-ell
-ent
-est
-ick
-ill
-ing
-ink
-ock
-og
-um
-ung
-unk
-ush

Name _____

Meet the **-ack** Word Family


Word Family Practice


Trace the letters. Write **ack** on the lines.
Then sound out the words you wrote.

1.  back

2.  tr _____

3.  sn _____

4.  qu _____

5.  st _____

6.  b _____

Words to Know

Say each word in the box. Write a word to complete each sentence.
Then read each sentence.

1. I have a _____ name.


Word Family
-ack

Pull Up

lack

black

The **-ack** Family



snack



Enhanced
E-book

Word Family

LEVEL B

Stories & Activities

Everything You Need for Word Family Practice

Word Family Stories and Activities, Level B contains engaging, reproducible one-page stories for 16 word families. Each story is followed by activity pages that build comprehension and vocabulary. Reproducible word list sliders encourage repeated practice of the word families, leading to increased oral reading fluency.

Companion Series

Word Family Games: Centers for Up to 6 Players, Level B provides seven fun games that help students improve word recognition, vocabulary, and fluency. The word families practiced correspond to those in *Word Family Stories and Activities, Level B*.

Correlated to State Standards

Visit
www.teaching-standards.com
to view a correlation of
this book's activities
to your state's standards.
This is a free service.



Author: Holly Melton
Editors: Lisa Vitarisi Mathews
Copy Editors: Cathy Harber
Laurie Westrich
Illustrator: Rick Kolding
Designer: Cheryl Puckett
Desktop: Marcia Smith
Olivia Cajefe Trinidad
Cover: Liliana Potigian

**Congratulations on your purchase of some of the
finest teaching materials in the world.**

*Photocopying the pages in this book is permitted for
single-classroom use only. Making photocopies for additional
classes or schools is prohibited.*

For information about other Evan-Moor products, call 1-800-777-4362,
fax 1-800-777-4332, or visit our Web site, www.evan-moor.com.
Entire contents © 2007 EVAN-MOOR CORP. 18 Lower Ragsdale Drive,
Monterey, CA 93940-5746. Printed in USA.



Thank you for purchasing an Evan-Moor e-book!

Attention Acrobat Reader Users: In order to use this e-book you need to have Adobe Reader 8 or higher. To download Adobe Reader for free, visit www.adobe.com.

Using This E-book

This e-book can be used in a variety of ways to enrich your classroom instruction.

You can:

- engage students by projecting this e-book onto an interactive whiteboard
- save paper by printing out only the pages you need
- find what you need by performing a keyword search
- ... and much more!

For helpful teaching suggestions and creative ideas on how you can use the features of this e-book to enhance your classroom instruction, visit www.evan-moor.com/ebooks.

User Agreement

With the purchase of Evan-Moor electronic materials, you are granted a single-user license which entitles you to use or duplicate the content of this electronic book for use within your classroom or home only. Sharing materials or making copies for additional individuals or schools is prohibited. Evan-Moor Corporation retains full intellectual property rights on all its products, and these rights extend to electronic editions of books.

If you would like to use this Evan-Moor e-book for additional purposes not outlined in the single-user license (described above), please visit www.evan-moor.com/help/copyright.aspx for an *Application to Use Copyrighted Materials* form.



扫一扫加好友



优质资源免费分享
欢迎扫码加我

本资源来源于网络收集整理，版权归原作者所有

本资源为电子载体，分享仅限于家庭使用或交流心得

不得以任何理由用于商业用途，因此而造成的不良后果请自行承担

Table of Contents

Meet the...

-ack Word Family

back, lack, pack, rack, black,
crack, quack, shack, snack 3

-and Word Family

band, hand, land, sand, brand,
gland, grand, stand, command 9

-atch Word Family

batch, catch, hatch, latch,
match, patch, scratch, thatch 15

-ell Word Family

bell, fell, Nell, sell, tell, well,
yell, shell, smell, spell 21

-ent Word Family

bent, cent, dent, lent, rent,
sent, tent, went, spent 27

-est Word Family

best, nest, pest, rest, test,
vest, west, chest, crest 33

-ick Word Family

kick, lick, pick, sick, tick, brick,
chick, click, quick, stick 39

-ill Word Family

fill, hill, pill, will, chill, drill,
grill, spill, still 45

-ing Word Family

king, ring, sing, wing, bring,
spring, sting, string, swing 51

-ink Word Family

link, mink, pink, rink, sink, wink,
blink, drink, shrink, stink 57

-ock Word Family

dock, lock, rock, sock, block,
clock, frock, knock, smock 63

-og Word Family

dog, fog, hog, jog, log,
clog, frog, smog 69

-um Word Family

hum, gum, sum, chum, drum,
plum, swum, strum 75

-ung Word Family

hung, lung, rung, sung, clung,
flung, sprung, swung 81

-unk Word Family

bunk, dunk, junk, sunk, chunk,
clunk, shrunk, skunk, stunk, trunk 87

-ush Word Family

hush, gush, mush, rush, blush,
brush, crush, flush, plush 93

How to Use This Book

The ability to recognize word family patterns is an important part of learning to read. The stories and activities in this book help students increase their reading vocabulary while practicing the essential phonological skills of onset and rime. Each unit follows a consistent format:

Introduce the Word Family

Model blending each initial sound with the word family phoneme. Ask students to point to each picture as they repeat the word after you. Then have students write the word family phoneme on the lines. Next, students practice reading and writing sight words from the story by completing the Story Words to Know activity at the bottom of the page.

Read the Story

Instruct students to follow along as you read the story aloud. Then have students underline each word family word in the story or poem. Have students read the story again using one of the following methods:

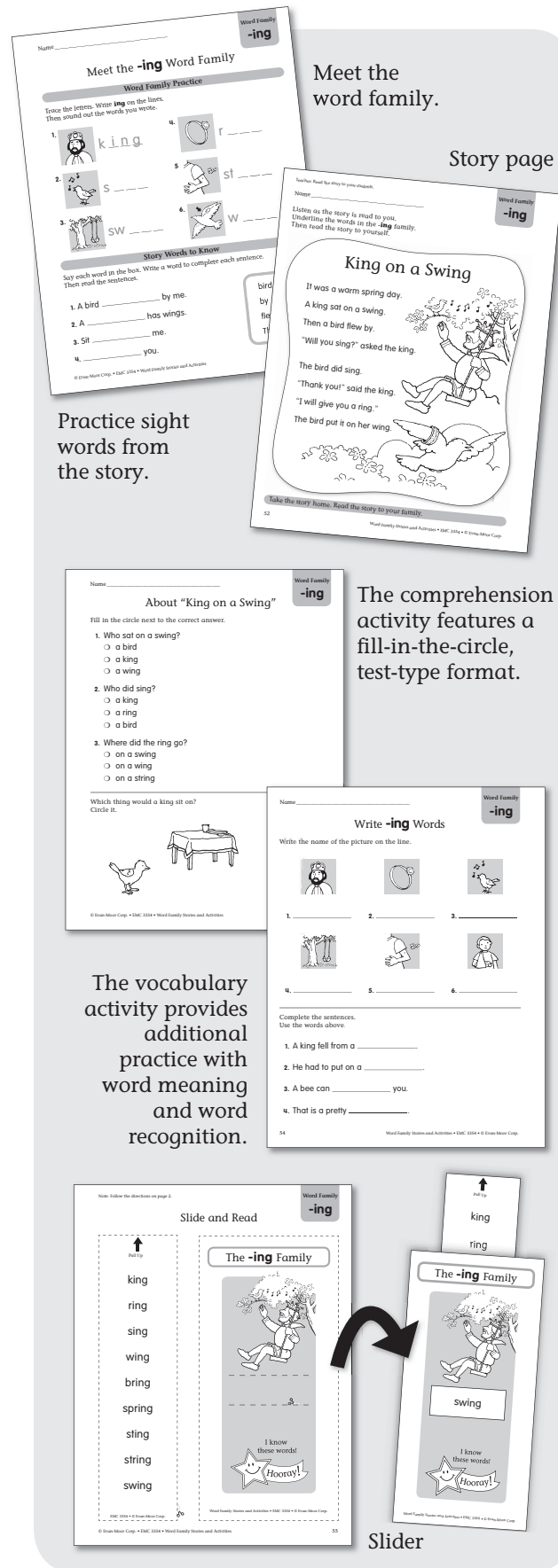
- Read silently
- Echo read
- Choral read

Complete the Activity Pages

The activity pages after each story practice the word family presented and follow a consistent format, leading students to work independently.

Use the Slider

The slider is a quick and easy tool that encourages repeated practice of word family vocabulary, leading to increased oral reading fluency.



Name _____

Word Family

-ack

Meet the **-ack** Word Family

Word Family Practice


Trace the letters. Write **ack** on the lines.
Then sound out the words you wrote.

1.




b _ a _ c _ k _

4.



q u _ _ _

2.



t r _ _ _

5.




s t _ _ _

3.



s n _ _ _

6.



b l _ _ _

Story Words to Know

Say each word in the box. Write a word to complete each sentence.
Then read the sentences.

1. Do you _____ to eat candy?

2. I like to _____ candy.

3. I can _____ fast.

eat

run

like

Name _____

Listen as the story is read to you.
Underline the words in the **-ack** family.
Then read the story to yourself.

I Like

I like to wear my black hat.



I like to eat a hot dog for a snack.



I like to lie on my back.



I like to run on the track.



I like to put cards in a stack.



I like to hear the ducks say, "Quack!"




Take the story home. Read the story to your family.

About “I Like”

Fill in the circle next to the correct answer.

1. The boy likes to wear his black _____.
☐ hat
☐ rack
☐ sack
2. The boy likes to lie on his _____.
☐ sack
☐ back
☐ rack
3. The boy likes to hear the ducks say, “_____.”
☐ Snack
☐ Sack
☐ Quack

Circle the pictures that show things that belong in your backpack.




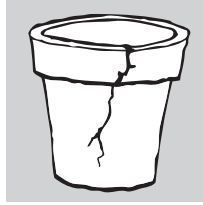

Name _____

Word Family

-ack

Write **-ack** Words

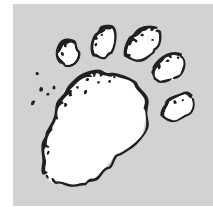

Write the name of the picture on the line.



1. _____

2. _____

3. _____



4. _____

5. _____

6. _____

Complete the sentences.

Use the words above.

1. Jack ate a _____.

2. The snack was in a _____.

3. You can put a lot on a _____.

4. The bowl had a big _____ in it.



Note: Cut out the slider parts along the dashed lines.
Then slip the word strip through the slider window.

Word Family

-ack

Slide and Read



Pull Up

back

lack

pack

rack

black

crack

quack


shack

snack

EMC 3354 • © Evan-Moor Corp.



The **-ack** Family




Word Family Stories and Activities • EMC 3354 • © Evan-Moor Corp.

back

crack

pack



end of
-ack family

shack

snack

rack

quack

black

crack

shack

shack

quack

snack


back

pack

Meet the **-and** Word Family

Word Family Practice

Trace the letters. Write **and** on the lines.
Then sound out the words you wrote.



Story Words to Know

Say each word in the box. Write a word to complete each sentence.
Then read the sentences.

1. Will you _____ with me?

2. _____ to the music.

3. Can you _____ me that toy?

give

play

Listen

Name _____

Listen as the story is read to you.
Underline the words in the **-and** family.
Then read the story to yourself.

It Is Grand

It is grand
to listen to the band.



It is grand
to play in the sand.

It is grand
to stand on your hand.

It is grand
to give a command.

It is grand!



Take the story home. Read the story to your family.

Name _____

About “It Is Grand”

Fill in the circle next to the correct answer.

1. It is grand to listen _____.
 - ☐ in the sand
 - ☐ to the band
 - ☐ on your hand
2. It is grand to play _____.
 - ☐ in the sand
 - ☐ to the band
 - ☐ a command
3. It is grand to stand on your _____.
 - ☐ sand
 - ☐ band
 - ☐ hand

Yes or no?

Circle the answer.

1. Have you ever played in the sand?



yes



no

2. Can you stand on your hand?



yes



no

Name _____

Word Family

-and

Write **-and** Words

Complete the sentences.
Use the words.

hand sand land stand

1. I can play in the _____.
2. My _____ hurts.
3. Dogs live on _____.
4. The baby can _____.



Find the word that matches the picture.
Circle it.

1.



grand

land

2.



sand

band

3.



stand

hand

Note: Cut out the slider parts along the dashed lines.
Then slip the word strip through the slider window.

Word Family

-and

Slide and Read



Pull Up

band

hand

land

sand

brand

gland

grand

stand

command

EMC 3354 • © Evan-Moor Corp.



The **-and** Family



I know
these words!



Word Family Stories and Activities • EMC 3354 • © Evan-Moor Corp.

band

hand

sand

land

brand



brand

end of
-and family

band

gland

hand

sand

command

stand

grand

brand

gland

Meet the **-atch** Word Family

Word Family Practice

Trace the letters. Write **atch** on the lines.
Then sound out the words you wrote.

1.



c _ a _ t _ c _ h _

4.




h _ _ _ _

2.



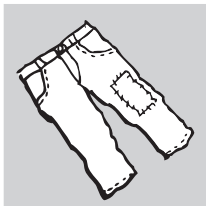
m _ _ _ _

5.



l _ _ _ _

3.



p _ _ _ _

6.



scr _ _ _ _

Story Words to Know

Say each word in the box. Write a word to complete each sentence.
Then read the sentences.

1. It is _____ to stand on
one foot.

2. The hen lives in a big _____.

3. My dog _____ for me at the
bus stop.

henhouse

waits

hard

Name _____

Listen as the story is read to you.
Underline the words in the **-atch** family.
Then read the story to yourself.

Scratch

I have a hen.

I call her Scratch.

Scratch can run fast.

She is hard to catch!

Scratch runs into her henhouse.


And I close the latch.

She sits on her eggs and waits for them to hatch.

Crack, crack, crack!

1, 2, 3, chicks that match!

You are a mama now, Scratch!



Take the story home. Read the story to your family.

Name _____

About "Scratch"

Fill in the circle next to the correct answer.

1. Scratch is _____.
 - ☐ a dog
 - ☐ a cat
 - ☐ a hen
2. Scratch can _____.
 - ☐ run fast
 - ☐ jump
 - ☐ sleep
3. What did the eggs do?
 - ☐ latch
 - ☐ hatch
 - ☐ scratch


Draw a line to make a match.



• latch



• Scratch



• hatch

Name _____

Word Family

-atch

Write **-atch** Words

Complete the sentences.
Use the words.


patch catch match batch

1. I want to _____ a fish.
2. My pants have a _____.
3. My socks do not _____.
4. Mom made a _____ of cookies.



Look at each picture.
Write a sentence about it.

1.



_____.

2.



_____.

Note: Cut out the slider parts along the dashed lines.
Then slip the word strip through the slider window.

Word Family

-atch

Slide and Read



Pull Up

batch

catch

hatch

latch

match

patch


scratch

thatch

EMC 3354 • © Evan-Moor Corp.



The **-atch** Family



I know
these words!

Hooray!

Word Family Stories and Activities • EMC 3354 • © Evan-Moor Corp.

batch

catch

hatch

latch

patch

match



end of
-atch family

batch

scratch

hatch

catch

latch

match

patch

thatch

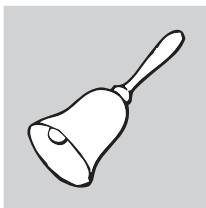
scratch

Meet the **-ell** Word Family

Word Family Practice

Trace the letters. Write **ell** on the lines.
Then sound out the words you wrote.

1.



b e l l

4.



w _ _ _

2.



y _ _ _

5.



sh _ _ _

3.



sm _ _ _

6.



sp _ _ _

Story Words to Know

Say each word in the box. Write a word to complete each sentence.
Then read the sentences.

1. What do you _____?

2. _____ the bell.

3. I want _____ to eat.

4. I have not _____ that before.

Ring
something
need
done

Name _____

Listen as the story is read to you.
Underline the words in the **-ell** family.
Then read the story to yourself.

Just Tell Nell!

Do you need something done?

Just tell Nell!

Tell Nell to ring the bell.

Tell Nell to find a shell.

Tell Nell to smell.

Tell Nell to yell.

Tell Nell to spell.

Do you need something done?

Just tell Nell!



Take the story home. Read the story to your family.

About “Just Tell Nell!”

Fill in the circle next to the correct answer.

1. Tell Nell to ring _____.
 - ☐ the bell
 - ☐ the smell
 - ☐ the yell
2. Tell Nell to find _____.
 - ☐ a bell
 - ☐ a shell
 - ☐ a well
3. Do you need something done?
 - ☐ Just yell!
 - ☐ Just smell!
 - ☐ Just tell Nell!

Which things smell good?
Circle the pictures.




Name _____

Word Family

-ell

Write **-ell** Words

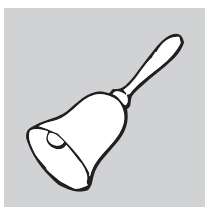
Write the name of the picture on the line.



1. _____

2. _____

3. _____



4. _____

5. _____

6. _____

Complete the sentences.

Use the words above.

1. Please do not _____.

2. A turtle has a _____.

3. Make a wish at the _____.

4. Ring the _____!

Note: Cut out the slider parts along the dashed lines.
Then slip the word strip through the slider window.

Word Family

-ell

Slide and Read



Pull Up

bell

fell

Nell

sell

tell

well

yell

shell

smell

spell

EMC 3354 • © Evan-Moor Corp.




The **-ell** Family



----- ✂ -----

I know
these words!



Word Family Stories and Activities • EMC 3354 • © Evan-Moor Corp.

bell

fell

Nell

sell

tell



end of
-ell family

yell

well

shell

smell

yell

spell

sell

tell


bell

smell

Meet the **-ent** Word Family

Word Family Practice

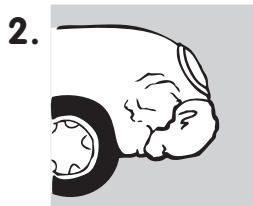
Trace the letters. Write **ent** on the lines.
Then sound out the words you wrote.



b _ e _ n _ t _



c _ _ _ _



d _ _ _ _



t _ _ _ _



K _ _ _ _



Br _ _ _ _

Story Words to Know

Say each word in the box. Write a word to complete each sentence.
Then read the sentences.

1. I have two _____ and one cent.

2. I _____ my bike.

3. Put the apples _____ the bag.

4. My _____ has a dent.

bike
rode
into
dollars

Name _____

Listen as the story is read to you.
Underline the words in the **-ent** family.
Then read the story to yourself.

The Bike

Kent had a bike.

It was old and bent.

He lent the bike to Brent.

Brent rode the bike into a tent.

Then the bike had a dent!

Brent went to a shop to fix the dent.

He spent five dollars and one cent.

Brent gave the bike back to Kent.

Now the bike did not have a dent.

But it was still old and bent.



Take the story home. Read the story to your family.

About “The Bike”

Fill in the circle next to the correct answer.

1. First?

- ☐ Trent hit a tent.
- ☐ Brent spent a cent.
- ☐ Kent lent a bike to Brent.



2. Next?

- ☐ Brent fixed a dent.
- ☐ Brent spent a cent.
- ☐ Brent hit a tent.

3. Last?

- ☐ Trent hit a tent.
- ☐ Brent gave the bike back to Kent.
- ☐ Brent spent a cent.

Draw a line to make a match.



• Brent hit a tent.

• Brent spent five dollars and one cent.

• The bike was bent.


Name _____

Word Family

-ent

Write **-ent** Words


Write the name of the picture on the line.



1. _____

2. _____

3. _____



4. _____

5. _____

6. _____

Use the words above to write your own sentences.

1. _____.

2. _____.

3. _____.

4. _____.

5. _____.

6. _____.

Note: Cut out the slider parts along the dashed lines.
Then slip the word strip through the slider window.

Word Family

-ent

Slide and Read



Pull Up

bent

cent

dent

lent

rent

sent

tent


went

spent


EMC 3354 • © Evan-Moor Corp.



The **-ent** Family



I know
these words!



Word Family Stories and Activities • EMC 3354 • © Evan-Moor Corp.

bent

cent

dent

lent

rent



end of
-ent family

went

sent

spent

lent

bent

cent

dent

spent

rent

went

Meet the **-est** Word Family

Word Family Practice

Trace the letters. Write **est** on the lines.
Then sound out the words you wrote.

1.



b e s t

4.



n _ _ _

2.




r _ _ _

5.



t _ _ _

3.



w _ _ _

6.



cr _ _ _

Story Words to Know

Say each word in the box. Write a word to complete each sentence.
Then read the sentences.

1. I must _____ a test.

2. A bird can _____.

3. Try _____.

4. _____ I tried to fly.

again

fly

Once

take

Name _____


Listen as the story is read to you.
Underline the words in the **-est** family.
Then read the story to yourself.

Fly West

Little bird, up in a nest,
Little bird, with a funny crest,
Do not sit and take a rest,
You must fly west.



Try it once, and do your best,
Try again, just take the test!
Fly and fly and do not rest,
You can fly west from your nest!



Take the story home. Read the story to your family.

Name _____

About “Fly West”

Fill in the circle next to the correct answer.

1. What is in the nest?
 - ☐ a test
 - ☐ a bird
 - ☐ a bat
2. What is the test?
 - ☐ to try to fly
 - ☐ to rest
 - ☐ to make a nest
3. Where is the bird going to fly?
 - ☐ east
 - ☐ west

Circle two things that birds can do.



ride a bike



eat a pest



fly west

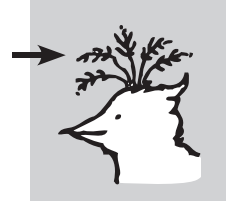


Name _____

Word Family

-est

Write **-est** Words

Write the name of the picture on the line.



1. _____

2. _____

3. _____



4. _____

5. _____

6. _____

Complete the sentences. Use the words above.

1. The bird is in a _____.

2. The bird has a _____.

3. The bird will fly _____.

4. I did well on the _____.

5. The man has a _____.

6. You must _____.



Note: Cut out the slider parts along the dashed lines.
Then slip the word strip through the slider window.

Word Family

-est

Slide and Read



Pull Up

best

nest

pest

rest

test

vest

west

chest

crest

EMC 3354 • © Evan-Moor Corp.




The **-est** Family



----- ✂ -----

I know
these words!



Word Family Stories and Activities • EMC 3354 • © Evan-Moor Corp.

nest

best

rest

pest

test



end of
-est family

chest

vest

west

crest

pest

test

chest

best

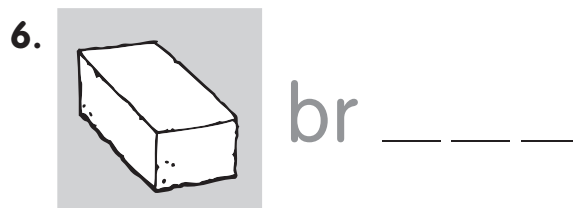

nest

vest

Meet the **-ick** Word Family

Word Family Practice

Trace the letters. Write **ick** on the lines.
Then sound out the words you wrote.



Story Words to Know

Say each word in the box. Write a word to complete each sentence.
Then read the sentences.

1. He does not like _____ sick.

2. He _____ to get out of bed.

3. He feels _____ now.

better

being

wanted

Name _____

Listen as the story is read to you.
Underline the words in the **-ick** family.
Then read the story to yourself.

Nick's Chick

Nick was sick.

It was not fun to feel sick.

He wanted to get better quick.




Mom gave Nick a toy chick.


The toy chick did a trick.

It went "click, click, click."

It ran up a stick.



The chick made Nick forget about being sick.




Take the story home. Read the story to your family.

About “Nick’s Chick”

Fill in the circle next to the correct answer.

1. Who was sick?
☐ Nick
☐ Mom
☐ the chick
2. What did Mom give Nick?
☐ a pet chick
☐ a toy chick
☐ a big chick
3. Where was Nick?
☐ in a tub
☐ in a tent
☐ in a bed

Draw a line to make a match.



• Nick has a toy chick.

• Nick does not feel sick.

• Nick feels sick.


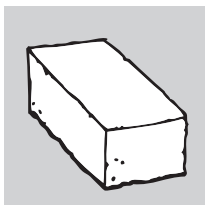
Name _____

Word Family

-ick

Write **-ick** Words


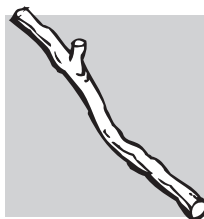
Write the name of the picture on the line.



1. _____

2. _____

3. _____



4. _____

5. _____

6. _____


Complete the sentences. Use the words above.

1. Can Nick _____ the ball?

2. Nick has a toy _____.

3. Nick is _____.

4. You can _____ ice cream.



Note: Cut out the slider parts along the dashed lines.
Then slip the word strip through the slider window.

Word Family

-ick

Slide and Read



Pull Up

kick

lick

pick

sick

tick

brick

chick

click


quick

stick

EMC 3354 • © Evan-Moor Corp.



The **-ick** Family



I know
these words!



Word Family Stories and Activities • EMC 3354 • © Evan-Moor Corp.

kick

lick

pick



end of
-ick family

chick

tick

click

brick

stick

lick

chick

click

tick

kick

stick

pick

Meet the **-ill** Word Family

Word Family Practice

Trace the letters. Write **ill** on the lines.
Then sound out the words you wrote.

1.



h _ i _ l _ l _

4.




p _ _ _ _

2.



ch _ _ _ _

5.



dr _ _ _ _

3.



gr _ _ _ _

6.



sp _ _ _ _

Story Words to Know

Say each word in the box. Write a word to complete each sentence.
Then read the sentences.

1. I _____ to school.

2. I _____ my lunch.

3. I _____ the table.

walk

wipe

take

Name _____

Listen as the story is read to you.
Underline the words in the **-ill** family.
Then read the story to yourself.

I Will!

“Walk up the hill.”

“I will!”

“Wipe up the spill.”

“I will!”

“Take your pill.”

“I will!”

“I will walk up the hill,
I will wipe up the spill,
I will take my pill.”

“I will!

I will!

I will!”



Take the story home. Read the story to your family.

Name _____

About "I Will!"

Fill in the circle next to the correct answer.

1. First?

- ☐ walk up the pill
- ☐ walk up the hill
- ☐ walk up the till

2. Next?

- ☐ wipe up the spill
- ☐ wipe up the grill
- ☐ walk up the hill

3. Last?

- ☐ use your drill
- ☐ take your chill
- ☐ take your pill

Draw a line to make a match.



• pill



• spill



• hill

Name _____

Word Family

-ill

Write **-ill** Words

Complete the sentences. Use the words.

chill grill fill pill

1. Cook the hot dog on the _____.

2. He has a _____.

3. He will _____ the cup.

4. Take your _____.



Write two sentences. Use one word from above in each sentence.

1. _____

2. _____

Note: Cut out the slider parts along the dashed lines.
Then slip the word strip through the slider window.

Word Family

-ill

Slide and Read



Pull Up

fill

hill

pill

will

chill

drill

grill

spill

still


EMC 3354 • © Evan-Moor Corp.



The -ill Family



I know
these words!



Word Family Stories and Activities • EMC 3354 • © Evan-Moor Corp.

hill

pill

will

chill

drill



end of
-ill family

drill

grill

spill

still

spill

hill

drill

pill

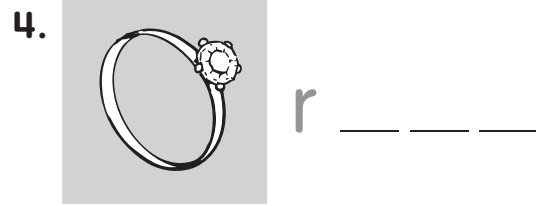
chill

grill

Meet the **-ing** Word Family

Word Family Practice

Trace the letters. Write **ing** on the lines.
Then sound out the words you wrote.



Story Words to Know

Say each word in the box. Write a word to complete each sentence.
Then read the sentences.

1. A bird _____ by me.
2. A _____ has wings.
3. Sit _____ me.
4. _____ you.

bird
by
flew
Thank

Name _____

Listen as the story is read to you.
Underline the words in the **-ing** family.
Then read the story to yourself.

King on a Swing

It was a warm spring day.

A king sat on a swing.

Then a bird flew by.


“Will you sing?” asked the king.

The bird did sing.

“Thank you!” said the king.

“I will give you a ring.”

The bird put it on her wing.



Take the story home. Read the story to your family.

About “King on a Swing”

Fill in the circle next to the correct answer.

1. Who sat on a swing?

- ☐ a bird
- ☐ a king
- ☐ a wing




2. Who did sing?

- ☐ a king
- ☐ a ring
- ☐ a bird

3. Where did the ring go?

- ☐ on a swing
- ☐ on a wing
- ☐ on a string

Which thing would a king sit on?
Circle it.



Name _____

Word Family

-ing

Write **-ing** Words


Write the name of the picture on the line.



1. _____

2. _____

3. _____



4. _____

5. _____

6. _____

Complete the sentences.
Use the words above.

1. A king fell from a _____.

2. He had to put on a _____.

3. A bee can _____ you.

4. That is a pretty _____.

Note: Cut out the slider parts along the dashed lines.
Then slip the word strip through the slider window.

Word Family

-ing

Slide and Read



Pull Up

king

ring

sing

wing

bring

spring

sting

string

swing

EMC 3354 • © Evan-Moor Corp.



The **-ing** Family



I know
these words!



Word Family Stories and Activities • EMC 3354 • © Evan-Moor Corp.

ring

king

sing



bring

sting

wing

end of
-ing family

ring

swing

string

king

sing

swing

wing

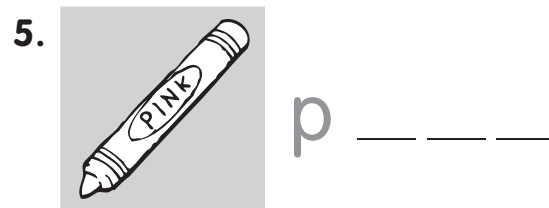
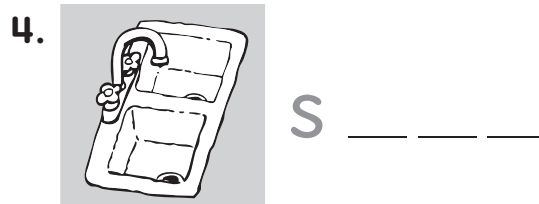
bring

sting

Meet the **-ink** Word Family

Word Family Practice

Trace the letters. Write **ink** on the lines.
Then sound out the words you wrote.



Story Words to Know

Say each word in the box. Write a word to complete each sentence.
Then read the sentences.

1. I _____ a pet.
2. _____ I cry.
3. Don't _____.
4. She _____ have one.

Sometimes
have
doesn't
worry

Name _____

Listen as the story is read to you.
Underline the words in the **-ink** family.
Then read the story to yourself.

My Mink

I have a pet mink.

Sometimes he can stink.
I wash him in the sink.
Don't worry, he doesn't shrink.

I give him water to drink.
I show him how to wink.

Pet minks are fun.
Maybe you'd like one?

What do you think?



Take the story home. Read the story to your family.

Name _____

About “My Mink”

Fill in the circle next to the correct answer.

1. Sometimes the pet mink can _____.

- ☐ pink
- ☐ stink
- ☐ blink

2. The pet mink gets washed in _____.

- ☐ the sink
- ☐ the drink
- ☐ the pink

3. The girl shows him how to _____.

- ☐ shrink
- ☐ drink
- ☐ wink

Yes or no?

Circle the answer.

1. Can you wink?



yes



no

2. Do you wash in the sink?



yes



no

Name _____

Word Family

-ink

Write **-ink** Words

Complete the sentences.
Use the words.

drink Pink sink stink

1. I will get a _____.
2. I wash dishes in the _____.
3. _____ is a color.
4. Yuck! You _____!



Find the word that matches the picture.
Circle it.

1.



stink

shrink

2.



sink

wink

3.



link

pink

Note: Cut out the slider parts along the dashed lines.
Then slip the word strip through the slider window.

Word Family

-ink

Slide and Read



Pull Up

link

mink

pink

rink

sink

wink

blink

drink

shrink

stink

EMC 3354 • © Evan-Moor Corp.



The **-ink** Family



----- ✂ -----

I know
these words!



Word Family Stories and Activities • EMC 3354 • © Evan-Moor Corp.

link

mink

pink



end of
-ink family

rink

sink

wink

blink

drink

link

shrink

mink

sink

stink

pink


rink

Meet the **-ock** Word Family

Word Family Practice


Trace the letters. Write **ock** on the lines.
Then sound out the words you wrote.

1.



l o c k

4.




r _____

2.




s _____

5.



cl _____

3.



bl _____

6.



sm _____

Story Words to Know

Say each word in the box. Write a word to complete each sentence.
Then read the sentences.

1. I _____ Kim a rock.
2. What is _____ the box?
3. That is a _____ bird.

gave

little


inside

Name _____

Listen as the story is read to you.
Underline the words in the **-ock** family.
Then read the story to yourself.

The Box

Kim saw a box with a lock.
She gave the box a knock with a rock.
Then she had a shock!



Inside the box Kim saw...
a little blue sock,
a little tick-tock clock,
a little toy block,
And her old smock.



It was Kim's baby box!


Take the story home. Read the story to your family.

About “The Box”


Fill in the circle next to the correct answer.

1. How did Kim get the lock off?
 - ☐ She gave it a knock with a rock.
 - ☐ She gave it a knock with a block.
 - ☐ She gave it a rock with a sock.
2. What was one item in the box?
 - ☐ a tick-tock clock
 - ☐ a little rock
 - ☐ a pretty frock
3. What was not in the box?
 - ☐ a tick-tock clock
 - ☐ a little toy block
 - ☐ a pretty frock


Draw a line to make a match.



• lock



• sock



• clock

Name _____


Word Family

-ock

Write **-ock** Words


Complete the sentences.
Use the words.

block dock rock sock

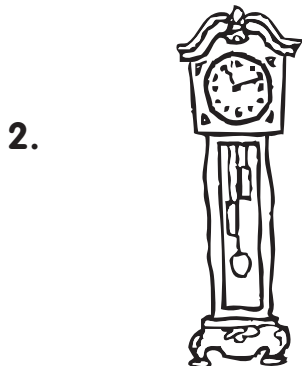


1. The boat was at the _____.
2. I tied it to a big _____.
3. Where is my other _____?
4. There is a **G** on the toy _____.

Look at each picture.
Write a sentence about it.



_____.



_____.

Note: Cut out the slider parts along the dashed lines.
Then slip the word strip through the slider window.

Word Family

-ock

Slide and Read



Pull Up

dock

lock

rock

sock

block

clock

frock


knock

smock

EMC 3354 • © Evan-Moor Corp.




The **-ock** Family



----- ✂ -----

I know
these words!



Word Family Stories and Activities • EMC 3354 • © Evan-Moor Corp.


dock

lock

rock

sock

clock



end of
-ock family

knock

frock

smock

rock

sock

clock

dock

lock

smock


knock

Meet the **-og** Word Family

Word Family Practice

Trace the letters. Write **og** on the lines.
Then sound out the words you wrote.

1.


dog

4.




f _____

2.



fr _____

5.



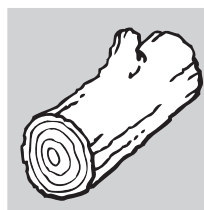
h _____

3.



j _____

6.



l _____

Story Words to Know

Say each word in the box. Write a word to complete each sentence.
Then read the sentences.

1. A hog _____ a dog.

2. _____ went for a jog.

3. They got _____ in the fog.

saw

lost

They

Name _____

-og

Listen as the story is read to you.
Underline the words in the **-og** family.
Then read the story to yourself.

A Jog in the Fog

A dog went for a jog.

He met a hog.

"May I jog with you?" asked the hog.

"You may!" said the dog.

They got lost in the fog.

"Where are we?" asked the dog.

"I don't know," said the hog.

Then they saw a frog on a log.

"I can get you out of the fog!" said the frog.

So the dog, the hog, and the frog all went for a jog.



Take the story home. Read the story to your family.

About “A Jog in the Fog”

Fill in the circle next to the correct answer.

1. First?

- ☐ A dog went for a jog.
- ☐ A frog went for a jog.
- ☐ A hog went for a jog.

2. Next?

- ☐ A dog and a frog went for a jog.
- ☐ A frog and a hog went for a jog.
- ☐ A hog and a dog went for a jog.

3. Last?

- ☐ A dog, a hog, and a frog went for a jog.
- ☐ A frog went for a jog.
- ☐ A frog got lost in the fog.

Yes or no?

Circle the answer.

1. Did the frog jog?



yes



no

2. Was the dog on a log?



yes



no

Name _____

Word Family

-og

Write **-og** Words

Complete the sentences.
Use the words.


dog fog jog log

1. I have a _____.
2. We went for a _____.
3. We got lost in the _____.
4. I fell over a _____.



Find the word that matches the picture.
Circle it.


1.



flog

log

2.



hog

hot

3.



fog

frog

Note: Cut out the slider parts along the dashed lines.
Then slip the word strip through the slider window.

Word Family

-og

Slide and Read



Pull Up

dog

fog

hog

jog

log

clog

frog

smog

EMC 3354 • © Evan-Moor Corp.



The **-og** Family



I know
these words!



Word Family Stories and Activities • EMC 3354 • © Evan-Moor Corp.


dog

fog

hog

jog

log



end of
-og family

frog

clog

smog

hog

jog

dog

fog

log

smog

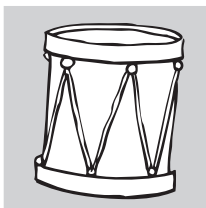
frog

Meet the **-um** Word Family

Word Family Practice

Trace the letters. Write **um** on the lines.
Then sound out the words you wrote.

1.




d _ r _ u _ m _

4.



h _ _ _ _

2.




pl _ _ _ _

5.



ch _ _ _ _

3.



g _ _ _ _

6.



sw _ _ _ _

Story Words to Know

Say each word in the box. Write a word to complete each sentence.
Then read the sentences.

1. I like to _____ gum.
2. Can you _____ over today?
3. We are _____ ten years old.
4. I know how to _____ a drum.

play
chew
both
come

Name _____

Listen as the story is read to you.
Underline the words in the **-um** family.
Then read the story to yourself.

My Chum and Me

I have a chum.
He can play the drum.
I can hum.

When I hum, he plays the drum.
We both chew gum.

Can you hum?
Can you play the drum?
Can you chew gum?

Come play with my chum and me.



Take the story home. Read the story to your family.


Name _____

About “My Chum and Me”

Fill in the circle next to the correct answer.

1. The boy can _____.
 - ☐ drum
 - ☐ hum
 - ☐ gum
2. His chum can play _____.
 - ☐ the drum
 - ☐ the plum
 - ☐ the hum
3. They can both chew _____.
 - ☐ drum
 - ☐ gum
 - ☐ plum

What can you eat in the **-um** word family?
Circle them.





Name _____

Word Family

-um

Write **-um** Words


Write the name of the picture on the line.



1. _____

2. _____

3. _____



4. _____

5. _____

6. _____

Complete the sentences.

Use the words above.

1. He ate a big _____.

2. Then, he tried to _____.

3. Next, he hit a _____.

4. Then, he chewed some _____.

Note: Cut out the slider parts along the dashed lines.
Then slip the word strip through the slider window.

Word Family

-um

Slide and Read



Pull Up

hum

gum

sum

chum

drum

plum

swum

strum

EMC 3354 • © Evan-Moor Corp.



The **-um** Family



I know
these words!



Word Family Stories and Activities • EMC 3354 • © Evan-Moor Corp.

hum

gum

sum

chum

drum



end of
-um family

plum

swum

strum

hum

drum

sum

gum

chum

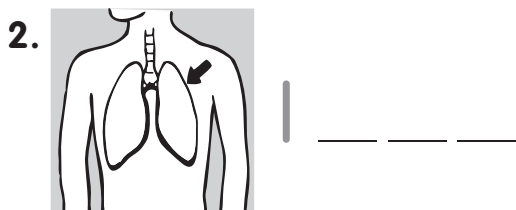
strum

plum

Meet the **-ung** Word Family

Word Family Practice

Trace the letters. Write **ung** on the lines.
Then sound out the words you wrote.



Story Words to Know

Say each word in the box. Write a word to complete each sentence.
Then read the sentences.

- I like to go to _____.
- It is so _____ at night.
- I go home _____ school.

after

quiet

school

Name _____

-ung

Listen as the story is read to you.
Underline the words in the **-ung** family.
Then read the story to yourself.

After School

It is quiet after school.



The last bell has rung.


The last swing has swung.

The last ball has been flung.

The last song has been sung.

Every coat is hung.

It is so quiet after school!



Take the story home. Read the story to your family.

Name _____

About “After School”

Fill in the circle next to the correct answer.

1. The last song _____.
 - ☐ has been sung
 - ☐ is hung up
 - ☐ has rung
2. The last bell has _____.
 - ☐ sung
 - ☐ rung
 - ☐ hung
3. The last ball has _____.
 - ☐ been flung
 - ☐ swung
 - ☐ rung

Yes or no?
Circle the answer.

1. Do you go to school?



yes



no

2. Do you play outside after school?



yes



no

Name _____

Word Family

-ung

Write **-ung** Words

Complete the sentences.
Use the words.

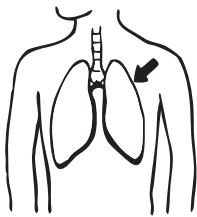
clung hung stung swung

1. I _____ up my coat.
2. A bee _____ to my coat.
3. I _____ at the bee.
4. The bee _____ me!



Find the word that matches the picture.
Circle it.

1.



stung

lung

2.



flung

hung

3.



swung

sung

Note: Cut out the slider parts along the dashed lines.
Then slip the word strip through the slider window.

Word Family

-ung

Slide and Read



Pull Up

hung

lung

rung

sung

clung

flung

sprung

swung

EMC 3354 • © Evan-Moor Corp.



The **-ung** Family



I know
these words!



Word Family Stories and Activities • EMC 3354 • © Evan-Moor Corp.

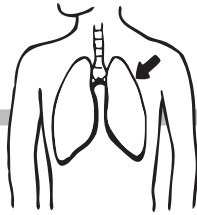
rung

hung

lung

sung

flung



end of
-ung family

sprung

swung

lung

rung

sprung

swung

flung

hung

sung

flung

Meet the **-unk** Word Family

Word Family Practice

Trace the letters. Write **unk** on the lines.
Then sound out the words you wrote.

1.




b u n k

4.



d _ _ _

2.




s _ _ _

5.



sk _ _ _

3.



tr _ _ _

6.



j _ _ _

Story Words to Know

Say each word in the box. Write a word to complete each sentence.
Then read the sentences.

1. I love to eat _____.

2. I wear a _____ when it is cold.

3. There are a lot of _____ to see.

things

sweater

chocolate

Name _____

Listen as the story is read to you.
Underline the words in the **-unk** family.
Then read the story to yourself.

The Junk Sale

Dad and I went to a junk sale.

We saw a lot of things...

a pretty trunk,

a toy skunk,

a sweater that shrunk,

a bed to bunk,

a boat that sunk,

and a chocolate chunk.

It sure is fun to look at junk!



Take the story home. Read the story to your family.

Name _____

About “The Junk Sale”

Fill in the circle next to the correct answer.

1. There was a toy _____.
 - ☐ shrunk
 - ☐ skunk
 - ☐ sunk

2. The bed was _____.
 - ☐ a hunk
 - ☐ a trunk
 - ☐ a bunk

3. There was a chocolate _____.
 - ☐ chunk
 - ☐ trunk
 - ☐ stunk

Draw a line to make a match.



• trunk



• bunk



• skunk

Name _____

Word Family

-unk

Write **-unk** Words

Complete the sentences.
Use the words.

chunk junk sunk trunk

1. I went to a _____ sale.
2. I got a pretty _____.
3. I got a big _____ of rock.
4. The sun had not _____ yet.



Look at each picture.
Write a sentence about it.

1.



2.



Note: Cut out the slider parts along the dashed lines.
Then slip the word strip through the slider window.

Word Family

-unk

Slide and Read



Pull Up

bunk

dunk

junk

sunk

chunk

clunk

shrunk

skunk

stunk

trunk

EMC 3354 • © Evan-Moor Corp.



The **-unk** Family



I know
these words!



Word Family Stories and Activities • EMC 3354 • © Evan-Moor Corp.

bunk

junk

sunk

chunk

clunk



skunk

end of
-unk family

shrunk

stunk

trunk

clunk

junk

sunk

skunk

chunk

shrunk

Meet the **-ush** Word Family


Word Family Practice

Trace the letters. Write **ush** on the lines.
Then sound out the words you wrote.

1.

fl u s h

4.



r _____

2.



m _____

5.



br _____

3.



cr _____

6.



bl _____

Story Words to Know

Say each word in the box. Write a word to complete each sentence.
Then read the sentences.

1. _____ shut the door.

2. Don't forget to say _____.

3. I _____ go home now.

Please

must

good-bye

Name _____

Listen as the story is read to you.
Underline the words in the **-ush** family.
Then read the story to yourself.

I Can

Please do not gush.
Please do not blush.
But I must tell you everything I can do.

I can flush.

I can brush.

I can crush.

I can hush.

And I can rush.

Now I must go eat my mush.
Good-bye!



Take the story home. Read the story to your family.

Name _____

About "I Can"

Fill in the circle next to the correct answer.

1. Please do not _____.

- ☐ gush
- ☐ slush
- ☐ flush

2. He can _____.

- ☐ slush
- ☐ hush
- ☐ mush

3. The boy must go eat his _____.

- ☐ slush
- ☐ mush
- ☐ brush

What can you do?
Circle it.




Name _____

Word Family

-ush

Write **-ush** Words


Write the name of the picture on the line.



1. _____

2. _____

3. _____



4. _____

5. _____

6. _____

Complete the sentences.

Use the words above.

1. There is no more _____ in my bowl.

2. Mom will _____ the can.

3. The girl had to _____ off.

4. Did I make you _____?

Note: Cut out the slider parts along the dashed lines.
Then slip the word strip through the slider window.

Word Family

-ush

Slide and Read



Pull Up

hush

gush

mush

rush

blush

brush

crush


flush

plush

EMC 3354 • © Evan-Moor Corp.



The **-ush** Family



----- ✂ -----

I know
these words!



Word Family Stories and Activities • EMC 3354 • © Evan-Moor Corp.

hush

gush

rush

blush

brush



end of
-ush family

mush

crush

flush

gush

mush

brush

plush

hush

flush

crush

Answer Key

Page 3







Name _____

Word Family -ack

Meet the -ack Word Family

Word Family Practice

Trace the letters. Write **ack** on the lines.
Then sound out the words you wrote.

-  back
-  track
-  snack
-  quack
-  stack
-  back

Story Words to Know

Say each word in the box. Write a word to complete each sentence.
Then read the sentences.

- Do you like to eat candy?
- I like to eat candy.
- I can run fast.

eat
run
like

© Evan-Moor Corp. • EMC 3354 • Word Family Stories and Activities 3

Page 4

Teacher: Read the story to your students.
Name _____

Word Family -ack

Listen as the story is read to you.
Underline the words in the **-ack** family.
Then read the story to yourself.

I Like

I like to wear my black hat.

I like to eat a hot dog for a snack.

I like to lie on my back.

I like to run on the track.

I like to put cards in a stack.

I like to hear the ducks say, "Quack!"

Take the story home. Read the story to your family.

© Evan-Moor Corp. • EMC 3354 • Word Family Stories and Activities 4

Page 5

Name _____


Word Family -ack

About "I Like"

Fill in the circle next to the correct answer.

- The boy likes to wear his black _____.
☒ hat
☐ rack
☐ sack
- The boy likes to lie on his _____.
☐ sack
☒ back
☐ rack
- The boy likes to hear the ducks say, "_____".
☐ Snack
☐ Sack
☒ Quack

Circle the pictures that show things that belong in your **backpack**.



© Evan-Moor Corp. • EMC 3354 • Word Family Stories and Activities 5







Page 6

Name _____

Word Family -ack

Write -ack Words

Write the name of the picture on the line.

-  tack
-  crack
-  snack
-  sack
-  rack
-  track

Complete the sentences.
Use the words above.

- Jack ate a snack.
- The snack was in a sack.
- You can put a lot on a rack.
- The bowl had a big crack in it.

© Evan-Moor Corp. • EMC 3354 • Word Family Stories and Activities 6

Page 9







Name _____

Word Family -and

Meet the -and Word Family

Word Family Practice

Trace the letters. Write **and** on the lines.
Then sound out the words you wrote.

-  band
-  sand
-  stand
-  hand
-  land
-  command

Story Words to Know

Say each word in the box. Write a word to complete each sentence.
Then read the sentences.

- Will you play with me?
- Listen to the music.
- Can you give me that toy?

give
play
listen

© Evan-Moor Corp. • EMC 3354 • Word Family Stories and Activities 9

Page 10

Teacher: Read the story to your students.
Name _____

Word Family -and

Listen as the story is read to you.
Underline the words in the **-and** family.
Then read the story to yourself.

It Is Grand

It is grand to listen to the band.

It is grand to play in the sand.

It is grand to stand on your hand.

It is grand to give a command.

It is grand!

Take the story home. Read the story to your family.

© Evan-Moor Corp. • EMC 3354 • Word Family Stories and Activities 10

Page 11

Name _____

Word Family
-and

About "It Is Grand"

Fill in the circle next to the correct answer.

- It is grand to listen _____.
 - ☐ in the sand
 - ☒ to the band
 - ☐ on your hand
- It is grand to play _____.
 - ☒ in the sand
 - ☐ to the band
 - ☐ a command
- It is grand to stand on your _____.
 - ☐ sand
 - ☐ band
 - ☒ hand

Yes or no?
Circle the answer.

Answers may vary.

- Have you ever played in the sand?

☒ yes
☐ no
- Can you stand on your hand?

☐ yes
☒ no

© Evan-Moor Corp. • EMC 3354 • Word Family Stories and Activities 11

Page 12

Name _____


Word Family
-and

Write -and Words


Complete the sentences.
Use the words.


hand sand land stand


- I can play in the sand.
- My hand hurts.
- Dogs live on land.
- The baby can stand.



Find the word that matches the picture.
Circle it.

- 

☐ grand ☐ land
- 

☐ sand ☒ band
- 

☐ stand ☒ hand

12 Word Family Stories and Activities • EMC 3354 • © Evan-Moor Corp.

Page 15







Name _____

Word Family
-atch

Meet the -atch Word Family

Word Family Practice

Trace the letters. Write **atch** on the lines.
Then sound out the words you wrote.

-  catch
-  match
-  patch
-  hatch
-  latch
-  scratch

Story Words to Know

Say each word in the box. Write a word to complete each sentence.
Then read the sentences.

- It is hard to stand on one foot.
- The hen lives in a big house.
- My dog waits for me at the bus stop.

henhouse
waits
hard

© Evan-Moor Corp. • EMC 3354 • Word Family Stories and Activities 15


Page 16

Teacher: Read the story to your students.
Name _____

Word Family
-atch

Scratch

I have a hen.
I call her Scratch.
Scratch can run fast.
She is hard to catch!
Scratch runs into her henhouse.
And I close the latch.
She sits on her eggs and waits for them to hatch.
Crack, crack, crack!
1, 2, 3, chicks that match!
You are a mama now, Scratch!



Take the story home. Read the story to your family.

16 Word Family Stories and Activities • EMC 3354 • © Evan-Moor Corp.

Page 17

Name _____




Word Family
-atch

About "Scratch"

Fill in the circle next to the correct answer.

- Scratch is _____.
 - ☐ a dog
 - ☐ a cat
 - ☒ a hen
- Scratch can _____.
 - ☒ run fast
 - ☐ jump
 - ☐ sleep
- What did the eggs do?
 - ☐ latch
 - ☒ hatch
 - ☐ scratch

Draw a line to make a match.

-  → latch
-  → Scratch
-  → hatch

© Evan-Moor Corp. • EMC 3354 • Word Family Stories and Activities 17

Page 18

Name _____


Word Family
-atch

Write -atch Words

Complete the sentences.
Use the words.



patch catch match batch

- I want to catch a fish.
- My pants have a patch.
- My socks do not match.
- Mom made a batch of cookies.



Look at each picture.
Write a sentence about it.

Answers will vary.

-  _____
-  _____

18 Word Family Stories and Activities • EMC 3354 • © Evan-Moor Corp.

Page 21







Name _____

Word Family
-ell

Meet the -ell Word Family

Word Family Practice

Trace the letters. Write **ell** on the lines.
Then sound out the words you wrote.

-  b e ll
-  y e ll
-  s m e ll
-  w e ll
-  s h e ll
-  s p e ll

Story Words to Know

Say each word in the box. Write a word to complete each sentence.
Then read the sentences.

- What do you need ?
- Ring something the bell.
- I want something to eat.
- I have not done that before.

Ring
something
need
done

© Evan-Moor Corp. • EMC 3354 • Word Family Stories and Activities 21

Page 22

Teacher: Read the story to your students.
Name _____

Word Family
-ell

Just Tell Nell!

Do you need something done?
Just tell Nell!

Tell Nell to ring the bell.

Tell Nell to find a shell.

Tell Nell to smell.

Tell Nell to yell.

Tell Nell to spell.

Do you need something done?
Just tell Nell!

Take the story home. Read the story to your family.

© Evan-Moor Corp. • EMC 3354 • Word Family Stories and Activities 22

Page 23

Name _____


Word Family
-ell

About "Just Tell Nell!"

Fill in the circle next to the correct answer.

- Tell Nell to ring _____.
☐ the bell
☐ the smell
☐ the yell
- Tell Nell to find _____.
☐ a bell
☐ a shell
☐ a well
- Do you need something done?
☐ Just yell!
☐ Just smell!
☒ Just tell Nell!

Which things smell good?
Circle the pictures.



© Evan-Moor Corp. • EMC 3354 • Word Family Stories and Activities 23







Page 24

Name _____

Word Family
-ell

Write -ell Words

Write the name of the picture on the line.

-  well
-  yell
-  shell
-  bell
-  spell
-  smell

Complete the sentences.
Use the words above.

- Please do not yell.
- A turtle has a shell.
- Make a wish at the well.
- Ring the bell.

© Evan-Moor Corp. • EMC 3354 • Word Family Stories and Activities 24

Page 27







Name _____

Word Family
-ent

Meet the -ent Word Family

Word Family Practice

Trace the letters. Write **ent** on the lines.
Then sound out the words you wrote.

-  c e nt
-  d e nt
-  k e nt
-  c e nt
-  t e nt
-  r e nt

Story Words to Know

Say each word in the box. Write a word to complete each sentence.
Then read the sentences.

- I have two dollars and one cent.
- I rode my bike.
- Put the apples into the bag.
- My bike has a dent.

bike
rode
into
dollars

© Evan-Moor Corp. • EMC 3354 • Word Family Stories and Activities 27

Page 28

Teacher: Read the story to your students.
Name _____

Word Family
-ent

The Bike

Kent had a bike.
It was old and bent.
He lent the bike to Brent.
Brent rode the bike into a tent.
Then the bike had a dent!
Brent went to a shop to fix the dent.
He spent five dollars and one cent.
Brent gave the bike back to Kent.
Now the bike did not have a dent.
But it was still old and bent.

Take the story home. Read the story to your family.

© Evan-Moor Corp. • EMC 3354 • Word Family Stories and Activities 28

Page 29

Name _____




About "The Bike"

Word Family
-ent

Fill in the circle next to the correct answer.

- First?
 - ☐ Trent hit a tent.
 - ☐ Brent spent a cent.
 - ☒ Kent lent a bike to Brent.
- Next?
 - ☐ Brent fixed a dent.
 - ☐ Brent spent a cent.
 - ☒ Brent hit a tent.
- Last?
 - ☐ Trent hit a tent.
 - ☒ Brent gave the bike back to Kent.
 - ☐ Brent spent a cent.

Draw a line to make a match.

1. 	→	Brent hit a tent.
2. 	→	Brent spent five dollars and one cent.
3. 	→	The bike was bent.

© Evan-Moor Corp. • EMC 3354 • Word Family Stories and Activities 29







Page 30

Name _____

Write -ent Words

Word Family
-ent

Write the name of the picture on the line.

1. 	2. 	3. 
1. <u>cent</u>	2. <u>Kent</u>	3. <u>bent</u>
4. 	5. 	6. 
4. <u>tent</u>	5. <u>Brent</u>	6. <u>dent</u>

Use the words above to write your own sentences.

1. Answers will vary.

2. _____

3. _____

4. _____

5. _____

6. _____

30 Word Family Stories and Activities • EMC 3354 • © Evan-Moor Corp.

Page 33







Name _____

Meet the -est Word Family

Word Family
-est

Word Family Practice

Trace the letters. Write **est** on the lines.
Then sound out the words you wrote.

1. 	4. 
2. 	5. 
3. 	6. 

Story Words to Know

Say each word in the box. Write a word to complete each sentence.
Then read the sentences.

1. I must <u>take</u> a test.	again fly Once take
2. A bird can <u>fly</u> .	
3. Try <u>again</u> .	
4. <u>Once</u> I tried to fly.	

© Evan-Moor Corp. • EMC 3354 • Word Family Stories and Activities 33

Page 34

Teacher: Read the story to your students.

Name _____

Word Family
-est

Listen as the story is read to you.
Underline the words in the **-est** family.
Then read the story to yourself.

Fly West

Little bird, up in a nest.
Little bird, with a funny crest.
Do not sit and take a rest.
You must fly west.

Try it once, and do your best.
Try again, just take the test!
Fly and fly and do not rest.
You can fly west from your nest!

Take the story home. Read the story to your family.

34 Word Family Stories and Activities • EMC 3354 • © Evan-Moor Corp.

Page 35

Name _____




About "Fly West"

Word Family
-est

Fill in the circle next to the correct answer.

- What is in the nest?
 - ☐ a test
 - ☒ a bird
 - ☐ a bat
- What is the test?
 - ☒ to try to fly
 - ☐ to rest
 - ☐ to make a nest
- Where is the bird going to fly?
 - ☐ east
 - ☒ west

Circle two things that birds can do.

		
ride a bike	eat a pest	fly west

© Evan-Moor Corp. • EMC 3354 • Word Family Stories and Activities 35







Page 36

Name _____

Write -est Words

Word Family
-est

Write the name of the picture on the line.

1. 	2. 	3. 
1. <u>west</u>	2. <u>vest</u>	3. <u>crest</u>
4. 	5. 	6. 
4. <u>rest</u>	5. <u>nest</u>	6. <u>test</u>

Complete the sentences. Use the words above.

- The bird is in a nest.
- The bird has a crest.
- The bird will fly west.
- I did well on the test.
- The man has a vest.
- You must rest.

36 Word Family Stories and Activities • EMC 3354 • © Evan-Moor Corp.

Page 39







Name _____

Word Family
-ick

Meet the -ick Word Family

Word Family Practice

Trace the letters. Write **ick** on the lines.
Then sound out the words you wrote.

-  s i c k
-  k i c k
-  s t i c k
-  c h i c k
-  l i c k
-  b r i c k

Story Words to Know

Say each word in the box. Write a word to complete each sentence.
Then read the sentences.

- He does not like being sick.
- He wanted to get out of bed.
- He feels better now.

better
being
wanted

© Evan-Moor Corp. • EMC 3354 • Word Family Stories and Activities 39

Page 40

Teacher: Read the story to your students.
Name _____

Word Family
-ick

Listen as the story is read to you.
Underline the words in the -ick family.
Then read the story to yourself.

Nick's Chick

Nick was sick.
It was not fun to feel sick.
He wanted to get better quick.

Mom gave Nick a toy chick.
The toy chick did a trick.
It went "click, click, click".
It ran up a stick.

The chick made Nick forget about being sick.

Take the story home. Read the story to your family.

© Evan-Moor Corp. • EMC 3354 • Word Family Stories and Activities 40

Page 41

Name _____




Word Family
-ick

About "Nick's Chick"

Fill in the circle next to the correct answer.

- Who was sick?
☒ Nick
☐ Mom
☐ the chick
- What did Mom give Nick?
☐ a pet chick
☒ a toy chick
☐ a big chick
- Where was Nick?
☐ in a tub
☐ in a tent
☒ in a bed

Draw a line to make a match.

-  Nick has a toy chick.
-  Nick does not feel sick.
-  Nick feels sick.

© Evan-Moor Corp. • EMC 3354 • Word Family Stories and Activities 41







Page 42

Name _____

Word Family
-ick

Write -ick Words

Write the name of the picture on the line.

-  brick
-  lick
-  chick
-  kick
-  stick
-  sick

Complete the sentences. Use the words above.

- Can Nick kick the ball?
- Nick has a toy chick.
- Nick is sick.
- You can lick ice cream.

© Evan-Moor Corp. • EMC 3354 • Word Family Stories and Activities 42

Page 45







Name _____

Word Family
-ill

Meet the -ill Word Family

Word Family Practice

Trace the letters. Write **ill** on the lines.
Then sound out the words you wrote.

-  h i l l
-  c h i l l
-  g r i l l
-  p i l l
-  d r i l l
-  s p i l l

Story Words to Know

Say each word in the box. Write a word to complete each sentence.
Then read the sentences.

- I walk to school.
- I take my lunch.
- I wipe the table.

walk
wipe
take

© Evan-Moor Corp. • EMC 3354 • Word Family Stories and Activities 45

Page 46

Teacher: Read the story to your students.
Name _____

Word Family
-ill

Listen as the story is read to you.
Underline the words in the -ill family.
Then read the story to yourself.

I Will!

"Walk up the hill."
"I will!"

"Wipe up the spill."
"I will!"

"Take your pill."
"I will!"

"I will walk up the hill.
I will wipe up the spill.
I will take my pill."

"I will!
I will!
I will!"

Take the story home. Read the story to your family.

© Evan-Moor Corp. • EMC 3354 • Word Family Stories and Activities 46

Page 47

Name _____

About "I Will!"

Fill in the circle next to the correct answer.

- First?
 - ☐ walk up the pill
 - ☒ walk up the hill
 - ☐ walk up the till
- Next?
 - ☒ wipe up the spill
 - ☐ wipe up the grill
 - ☐ walk up the hill
- Last?
 - ☐ use your drill
 - ☐ take your chill
 - ☒ take your pill

Draw a line to make a match.

1.	→	pill
2.	→	spill
3.	→	hill

© Evan-Moor Corp. • EMC 3354 • Word Family Stories and Activities 47

Page 48


Name _____

Write -ill Words

Complete the sentences. Use the words.

chill grill fill pill

- Cook the hot dog on the grill.
- He has a chill.
- He will fill the cup.
- Take your pill.



Write two sentences. Use one word from above in each sentence.

1. Answers will vary.

2. _____

© Evan-Moor Corp. • EMC 3354 • Word Family Stories and Activities • EMC 3354 • © Evan-Moor Corp. 48

Page 51

Name _____

Meet the -ing Word Family

Word Family Practice

Trace the letters. Write **ing** on the lines. Then sound out the words you wrote.

1. king	4. ring
2. sing	5. sting
3. swing	6. wing

Story Words to Know

Say each word in the box. Write a word to complete each sentence. Then read the sentences.

1. A bird <u>flew</u> by me.	bird by flew Thank
2. A <u>bird</u> has wings.	
3. Sit <u>by</u> me.	
4. <u>Thank</u> you.	

© Evan-Moor Corp. • EMC 3354 • Word Family Stories and Activities 51

Page 52


Teacher: Read the story to your students.

Name _____

Listen as the story is read to you. Underline the words in the **-ing** family. Then read the story to yourself.

King on a Swing

It was a warm spring day.
A king sat on a swing.
Then a bird flew by.
"Will you sing?" asked the king.
The bird did sing.
"Thank you!" said the king.
"I will give you a ring."
The bird put it on her wing.



Take the story home. Read the story to your family.

© Evan-Moor Corp. • EMC 3354 • Word Family Stories and Activities • EMC 3354 • © Evan-Moor Corp. 52

Page 53


Name _____

About "King on a Swing"

Fill in the circle next to the correct answer.

- Who sat on a swing?
 - ☐ a bird
 - ☒ a king
 - ☐ a wing
- Who did sing?
 - ☐ a king
 - ☐ a ring
 - ☒ a bird
- Where did the ring go?
 - ☐ on a swing
 - ☒ on a wing
 - ☐ on a string

Which thing would a king sit on?
Circle it.



© Evan-Moor Corp. • EMC 3354 • Word Family Stories and Activities 53

Page 54

Name _____

Write -ing Words

Write the name of the picture on the line.

1. king	2. ring	3. sing
4. swing	5. sting	6. sling

Complete the sentences. Use the words above.

- A king fell from a swing.
- He had to put on a sling.
- A bee can sting you.
- That is a pretty ring.

© Evan-Moor Corp. • EMC 3354 • Word Family Stories and Activities • EMC 3354 • © Evan-Moor Corp. 54

Page 57







Name _____

Word Family -ink

Meet the -ink Word Family

Word Family Practice

Trace the letters. Write **ink** on the lines.
Then sound out the words you wrote.

-  m ink
-  w ink
-  dr ink
-  s ink
-  p ink
-  shr ink

Story Words to Know

Say each word in the box. Write a word to complete each sentence.
Then read the sentences.

- I have a pet.
- Sometimes I cry.
- Don't worry.
- She doesn't have one.

Sometimes
have
doesn't
worry

© Evan-Moor Corp. • EMC 3354 • Word Family Stories and Activities 57

Page 58

Teacher: Read the story to your students.
Name _____

Word Family -ink

Listen as the story is read to you.
Underline the words in the **-ink** family.
Then read the story to yourself.

My Mink

I have a pet mink.

Sometimes he can stink.
I wash him in the sink.
Don't worry, he doesn't shrink.

I give him water to drink.
I show him how to wink.

Pet minks are fun.
Maybe you'd like one?

What do you think?

Take the story home. Read the story to your family.

© Evan-Moor Corp. • EMC 3354 • Word Family Stories and Activities 58

Page 59

Name _____

Word Family -ink

About "My Mink"

Fill in the circle next to the correct answer.

- Sometimes the pet mink can _____.
☐ pink
☒ stink
☐ blink
- The pet mink gets washed in _____.
☒ the sink
☐ the drink
☐ the pink
- The girl shows him how to _____.
☐ shrink
☐ drink
☒ wink

Yes or no?
Circle the answer.

Answers will vary.

- Can you wink? ☐ yes ☐ no
- Do you wash in the sink? ☐ yes ☐ no

© Evan-Moor Corp. • EMC 3354 • Word Family Stories and Activities 59

Page 60

Name _____

Word Family -ink




Write -ink Words

Complete the sentences.
Use the words.

drink Pink sink stink

- I will get a drink.
- I wash dishes in the sink.
- Pink is a color.
- Yuck! You stink!

Find the word that matches the picture.
Circle it.

-  stink ☒ shrink
-  sink ☒ wink
-  link ☐ pink

© Evan-Moor Corp. • EMC 3354 • Word Family Stories and Activities 60

Page 63







Name _____

Word Family -ock

Meet the -ock Word Family

Word Family Practice

Trace the letters. Write **ock** on the lines.
Then sound out the words you wrote.

-  l ock
-  s ock
-  b ock
-  r ock
-  c ock
-  sm ock

Story Words to Know

Say each word in the box. Write a word to complete each sentence.
Then read the sentences.

- I gave Kim a rock.
- What is inside the box?
- That is a little bird.

gave
little
inside

© Evan-Moor Corp. • EMC 3354 • Word Family Stories and Activities 63

Page 64

Teacher: Read the story to your students.
Name _____

Word Family -ock

Listen as the story is read to you.
Underline the words in the **-ock** family.
Then read the story to yourself.

The Box

Kim saw a box with a lock.
She gave the box a knock with a rock.
Then she had a shock!

Inside the box Kim saw...
a little blue sock.
a little tick-tock clock.
a little toy block.
And her old smock.

It was Kim's baby box!

Take the story home. Read the story to your family.

© Evan-Moor Corp. • EMC 3354 • Word Family Stories and Activities 64

Page 65

Name _____




Word Family
-ock

About "The Box"

Fill in the circle next to the correct answer.

- How did Kim get the lock off?
 - ☒ She gave it a knock with a rock.
 - ☐ She gave it a knock with a block.
 - ☐ She gave it a rock with a sock.
- What was one item in the box?
 - ☒ a tick-lock clock
 - ☐ a little rock
 - ☐ a pretty frock
- What was not in the box?
 - ☐ a tick-lock clock
 - ☐ a little toy block
 - ☒ a pretty frock

Draw a line to make a match.

1. 	→	lock
2. 	→	sock
3. 	→	clock

© Evan-Moor Corp. • EMC 3354 • Word Family Stories and Activities 65

Page 66

Name _____

Word Family
-ock

Write -ock Words



Complete the sentences.
Use the words.

block dock rock sock

- The boat was at the dock.
- I tied it to a big rock.
- Where is my other sock?
- There is a **G** on the toy block.

Look at each picture.
Write a sentence about it.

Answers will vary.

- 
- 

© Evan-Moor Corp. • EMC 3354 • Word Family Stories and Activities • EMC 3354 • © Evan-Moor Corp. 66

Page 69







Name _____

Word Family
-og

Meet the -og Word Family

Word Family Practice

Trace the letters. Write **og** on the lines.
Then sound out the words you wrote.

-  dog
-  frog
-  jog
-  fog
-  hog
-  log

Story Words to Know

Say each word in the box. Write a word to complete each sentence.
Then read the sentences.

- A hog saw a dog.
- They went for a jog.
- They got lost in the fog.

saw
lost
They

© Evan-Moor Corp. • EMC 3354 • Word Family Stories and Activities 69

Page 70

Teacher: Read the story to your students.

Name _____

Word Family
-og

Listen as the story is read to you.
Underline the words in the **-og** family.
Then read the story to yourself.

A Jog in the Fog

A dog went for a jog.
He met a hog.
"May I jog with you?" asked the hog.
"You may!" said the dog.
They got lost in the fog.
"Where are we?" asked the dog.
"I don't know," said the hog.
Then they saw a frog on a log.
"I can get you out of the fog!" said the frog.
So the dog, the hog, and the frog all went for a jog.

Take the story home. Read the story to your family.

© Evan-Moor Corp. • EMC 3354 • Word Family Stories and Activities • EMC 3354 • © Evan-Moor Corp. 70

Page 71

Name _____

Word Family
-og

About "A Jog in the Fog"

Fill in the circle next to the correct answer.

- First?
 - ☒ A dog went for a jog.
 - ☐ A frog went for a jog.
 - ☐ A hog went for a jog.
- Next?
 - ☐ A dog and a frog went for a jog.
 - ☐ A frog and a hog went for a jog.
 - ☒ A hog and a dog went for a jog.
- Last?
 - ☒ A dog, a hog, and a frog went for a jog.
 - ☐ A frog went for a jog.
 - ☐ A frog got lost in the fog.

Yes or no?
Circle the answer.

- Did the frog jog? ☒ yes ☐ no
- Was the dog on a log? ☐ yes ☒ no

© Evan-Moor Corp. • EMC 3354 • Word Family Stories and Activities 71

Page 72

Name _____

Word Family
-og




Write -og Words

Complete the sentences.
Use the words.

dog fog jog log

- I have a dog.
- We went for a jog.
- We got lost in the fog.
- I fell over a log.

Find the word that matches the picture.
Circle it.

-  flog ☒ log
-  ☒ hog ☐ hot
-  fog ☐ fog ☒ frog

© Evan-Moor Corp. • EMC 3354 • Word Family Stories and Activities • EMC 3354 • © Evan-Moor Corp. 72

Page 75







Name _____

Word Family
-um

Meet the -um Word Family

Word Family Practice

Trace the letters. Write **um** on the lines.
Then sound out the words you wrote.

-  d r um
-  pl um
-  g um
-  h um
-  ch um
-  sw um

Story Words to Know

Say each word in the box. Write a word to complete each sentence.
Then read the sentences.

- I like to chew gum.
- Can you come over today?
- We are both ten years old.
- I know how to play a drum.

play
chew
both
come

© Evan-Moor Corp. • EMC 3354 • Word Family Stories and Activities 75

Page 76

Teacher: Read the story to your students.
Name _____

Word Family
-um

Listen as the story is read to you.
Underline the words in the **-um** family.
Then read the story to yourself.

My Chum and Me

I have a chum.
He can play the drum.
I can hum.

When I hum, he plays the drum.
We both chew gum.

Can you hum?
Can you play the drum?
Can you chew gum?

Come play with my chum and me.

Take the story home. Read the story to your family.

76 Word Family Stories and Activities • EMC 3354 • © Evan-Moor Corp.

Page 77

Name _____


Word Family
-um

About "My Chum and Me"

Fill in the circle next to the correct answer.

- The boy can _____.
☐ drum
☒ hum
☐ gum
- His chum can play _____.
☒ the drum
☐ the plum
☐ the hum
- They can both chew _____.
☐ drum
☒ gum
☐ plum

What can you eat in the **-um** word family?
Circle them.



© Evan-Moor Corp. • EMC 3354 • Word Family Stories and Activities 77







Page 78

Name _____

Word Family
-um

Write -um Words

Write the name of the picture on the line.

-  gum
-  drum
-  chum
-  swum
-  hum
-  plum

Complete the sentences.
Use the words above.

- He ate a big plum.
- Then, he tried to hum.
- Next, he hit a drum.
- Then, he chewed some gum.

78 Word Family Stories and Activities • EMC 3354 • © Evan-Moor Corp.

Page 81







Name _____

Word Family
-ung

Meet the -ung Word Family

Word Family Practice

Trace the letters. Write **ung** on the lines.
Then sound out the words you wrote.

-  h ung
-  l ung
-  sw ung
-  fl ung
-  s ung
-  st ung

Story Words to Know

Say each word in the box. Write a word to complete each sentence.
Then read the sentences.

- I like to go to school.
- It is so quiet at night.
- I go home after school.

after
quiet
school

© Evan-Moor Corp. • EMC 3354 • Word Family Stories and Activities 81


Page 82


Teacher: Read the story to your students.
Name _____

Word Family
-ung

Listen as the story is read to you.
Underline the words in the **-ung** family.
Then read the story to yourself.

After School

It is quiet after school. 

The last bell has rung . 


The last swing has swung .

The last ball has been flung .

The last song has been sung .

Every coat is hung .

It is so quiet after school!



Take the story home. Read the story to your family.

82 Word Family Stories and Activities • EMC 3354 • © Evan-Moor Corp.

Page 83

Name _____

About "After School"

Fill in the circle next to the correct answer.

- The last song _____.
 - ☐ has been sung
 - ☐ is hung up
 - ☐ has rung
- The last bell has _____.
 - ☐ sung
 - ☐ rung
 - ☐ hung
- The last ball has _____.
 - ☐ been flung
 - ☐ swung
 - ☐ rung

Yes or no? Circle the answer. **Answers will vary.**

- Do you go to school? ☐ yes ☐ no
- Do you play outside after school? ☐ yes ☐ no

© Evan-Moor Corp. • EMC 3354 • Word Family Stories and Activities 83

Page 84

Name _____




Write -ung Words

Complete the sentences. Use the words.

clung hung stung swung

- I hung up my coat.
- A bee clung to my coat.
- I swung at the bee.
- The bee stung me!

Find the word that matches the picture. Circle it.

-  ☐ stung ☒ lung
-  ☒ flung ☐ hung
-  ☐ swung ☒ sung

84 Word Family Stories and Activities • EMC 3354 • © Evan-Moor Corp.







Page 87

Name _____

Meet the -unk Word Family

Word Family Practice

Trace the letters. Write **unk** on the lines. Then sound out the words you wrote.

-  bunk
-  sunk
-  trunk
-  dunk
-  skunk
-  junk

Story Words to Know

Say each word in the box. Write a word to complete each sentence. Then read the sentences.

- I love to eat chocolate.
- I wear a sweater when it is cold.
- There are a lot of things to see.

things
sweater
chocolate

© Evan-Moor Corp. • EMC 3354 • Word Family Stories and Activities 87

Page 88

Teacher: Read the story to your students.

Name _____

Listen as the story is read to you. Underline the words in the **-unk** family. Then read the story to yourself.

The Junk Sale

Dad and I went to a junk sale.

We saw a lot of things...

a pretty trunk.

a toy skunk.

a sweater that shrunk.

a bed to bunk.

a boat that sunk.

and a chocolate chunk.

It sure is fun to look at junk!

Take the story home. Read the story to your family.

88 Word Family Stories and Activities • EMC 3354 • © Evan-Moor Corp.

Page 89




Name _____

About "The Junk Sale"

Fill in the circle next to the correct answer.

- There was a toy _____.
 - ☐ shrunk
 - ☒ skunk
 - ☐ sunk
- The bed was _____.
 - ☐ a hunk
 - ☐ a trunk
 - ☒ a bunk
- There was a chocolate _____.
 - ☒ chunk
 - ☐ trunk
 - ☐ stunk

Draw a line to make a match.

-  → trunk
-  → bunk
-  → skunk

© Evan-Moor Corp. • EMC 3354 • Word Family Stories and Activities 89

Page 90

Name _____



Write -unk Words

Complete the sentences. Use the words.

chunk junk sunk trunk

- I went to a junk sale.
- I got a pretty trunk.
- I got a big chunk of rock.
- The sun had not sunk yet.

Look at each picture. Write a sentence about it. **Answers will vary.**

-  _____
-  _____

90 Word Family Stories and Activities • EMC 3354 • © Evan-Moor Corp.

Page 93







Name _____

Word Family
-ush

Meet the **-ush** Word Family

Word Family Practice

Trace the letters. Write **ush** on the lines.
Then sound out the words you wrote.

-  flu sh
-  m ush
-  cr ush
-  r ush
-  br ush
-  bl ush

Story Words to Know

Say each word in the box. Write a word to complete each sentence.
Then read the sentences.

1. Please shut the door.

2. Don't forget to say good-bye.

3. I must go home now.

Please
must
good-bye

93

© Evan-Moor Corp. • EMC 3354 • Word Family Stories and Activities

Page 94

Teacher: Read the story to your students.
Name _____

Word Family
-ush


Listen as the story is read to you.
Underline the words in the **-ush** family.
Then read the story to yourself.

I Can

Please do not gush.
Please do not blush.
But I must tell you everything I can do.

I can flush.
I can brush.
I can crush.
I can hush.
And I can rush.

Now I must go eat my mush.
Good-bye!



Take the story home. Read the story to your family.

94

Word Family Stories and Activities • EMC 3354 • © Evan-Moor Corp.

Page 95

Name _____

Word Family
-ush


About "I Can"

Fill in the circle next to the correct answer.

- Please do not _____.
☒ gush
☐ slush
☐ flush
- He can _____.
☐ slush
☒ hush
☐ mush
- The boy must go eat his _____.
☐ slush
☒ mush
☐ brush

What can you do? Circle it.

Answers may vary.



95

© Evan-Moor Corp. • EMC 3354 • Word Family Stories and Activities







Page 96

Name _____

Word Family
-ush

Write **-ush** Words

Write the name of the picture on the line.

-  rush
-  brush
-  blush
-  crush
-  mush
-  flush

Complete the sentences.
Use the words above.

- There is no more mush in my bowl.
- Mom will crush the can.
- The girl had to rush off.
- Did I make you blush?


96



Word Family Stories and Activities • EMC 3354 • © Evan-Moor Corp.



Bulletin Board

Use the train template to make a word family train for your bulletin board.

Write the word family on the engine of the train and word family words on the boxcars. Reproduce as many boxcars as needed to complete the word family your class has mastered.







Provides engaging, independent phonics skills practice

Basic Phonics Skills

Correlated to State Standards

Meet your needs for supplemental phonics practice with this complete series. *Basic Phonics Skills* provides a full range of reproducible phonics practice. In addition, each level contains 20 reproducible "Little Phonics Readers" featuring stories that utilize the phonetic elements presented in that book. 288 pages. \$29.99 each.

Basic Phonics Skills, A

Print awareness, phonemic awareness, alphabetic awareness, sound-symbol association. 288 pages.

Grades PreK–K \$29.99

EMC 3318 1-55799-966-X

Basic Phonics Skills, B

Beginning and ending consonants, short vowels, plural and inflectional endings, word families. 288 pages.

Grades K–1 \$29.99

EMC 3319 1-55799-967-8

Basic Phonics Skills, C

Long and short vowels; sounds of c, g; consonant digraphs; r-controlled vowels; long vowel digraphs; sounds of y; consonant blends. 288 pages.

Grades 1–2 \$29.99

EMC 3320 1-55799-968-6

Basic Phonics Skills, D

Variant consonant sounds, silent letters, digraphs and diphthongs, prefixes and suffixes, plural and inflectional endings, word families. 288 pages.

Grades 2–3 \$29.99

EMC 3321 1-55799-969-4



About Evan-Moor Educational Publishers

About Evan-Moor Educational Publishers

At Evan-Moor, our products are written, edited, and tested by professional educators. We strive to provide the best products and service possible. Evan-Moor's materials are directed to teachers and parents of prekindergarten through 6th-grade students, and most materials are correlated to state standards. We address all major curriculum areas, including:

Reading
Math
ELL
Geography
Arts & Crafts

Science
Early Childhood
Writing
Social Studies
Teacher Resources

How We Began

In 1979, Joy Evans and Jo Ellen Moore were team-teaching first grade in a Title I school. They decided to put ideas that worked for their students into a book. They joined with Bill Evans (Joy's brother) to start Evan-Moor Educational Publishers with one title.

Who We Became

Evan-Moor now offers over 450 titles, many of which have won awards for quality, creativity, and innovation. Our materials are used in classrooms around the world.

Our Mission

Now, as then, we are dedicated to helping children learn. We think it is the world's most important job, and we strive to assist teachers and parents in this essential endeavor.



Evan-Moor products are available at fine teacher supply stores and bookstores everywhere and at www.evan-moor.com.

Better Together...

Word Family Fun— From Start to Finish!

Start with engaging stories and activities,
finish with fun-to-play games.



Word practice helps students
recognize predictable patterns in words
and gives them a great start in reading.

Word Family Stories & Activities

Here's everything you need for word family practice. *Word Family Stories and Activities* contains engaging, reproducible one-page stories followed by activity pages that build comprehension and vocabulary skills. Reproducible word list sliders encourage repeated practice of the word families, leading to increased oral reading fluency.

Level A EMC 3353 Level C EMC 3355
Level B EMC 3354 Level D EMC 3356

Word Family Games: Centers for Up to 6 Players

Word Family Games: Centers for Up to 6 Players provides fun, hands-on practice to increase word recognition and vocabulary skills. Each book contains 7 full-color games. Each game provides practice for two or three word families and includes materials for six players and a leader, plus two reproducible activity pages for extra word family practice. Students will eagerly practice word family words while trying to be the first to call “Bingo!” or “Four in a Row!”

Level A EMC 3357 Level C EMC 3359
Level B EMC 3358 Level D EMC 3360

Each word family book provides targeted instruction at these levels:

Level A—short vowel (CVC) words

Level B—short vowel words, many with ending
blends and digraphs

Level C—words with long vowel–silent e and easy
long vowel digraphs

Level D—words with harder vowel digraphs and
vowel-consonant combinations

