

Grades PreK-K

The Learning Line

Success Measures Up!



Evan-Moor
EMC 6914


Colors & Shapes

**GRADES
PreK-K**



Colors and Shapes

► Color the balloon **red**.



► Trace and read the words.



red

red

bed

red


fed

rest


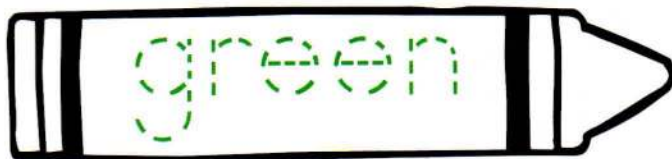
red

Colors and Shapes

Color the ● s **green**.



Trace and read the words.



green

green

red

green


seen

red


green

Colors and Shapes

Color the picture.




Write the color words.

The  is

--	--	--

.

cape

The  is






--	--	--	--	--

.

grass


Colors and Shapes

► Color the shapes.




Colors and Shapes

► Color the ● s **yellow**.



► Trace and read the words.



yellow

yellow

green

yell


yellow

red


yellow

Colors and Shapes


► Color the picture.



► Write the color words.

The  chick is


.

The  grass is

.

Colors and Shapes

► Color the bird **blue**.



blue

blue

red

yellow

blue

green

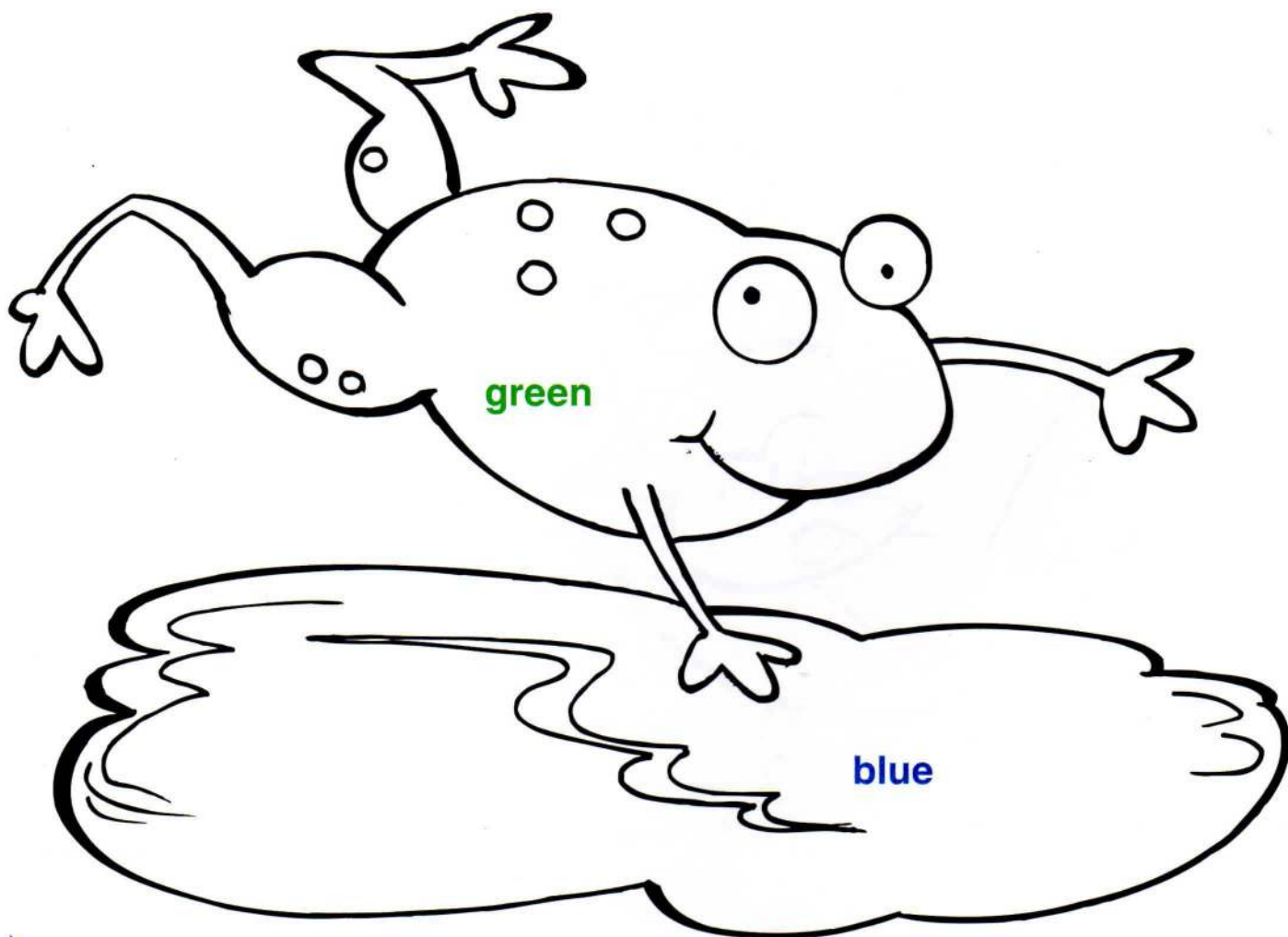
blue

► Trace and read the words.




Colors and Shapes


► Color the picture.



► Write the color words.

The  frog is


.

The  water is

.

Colors and Shapes

► Color the butterfly **orange**.



► Trace and read the words.



orange

orange

green

yellow

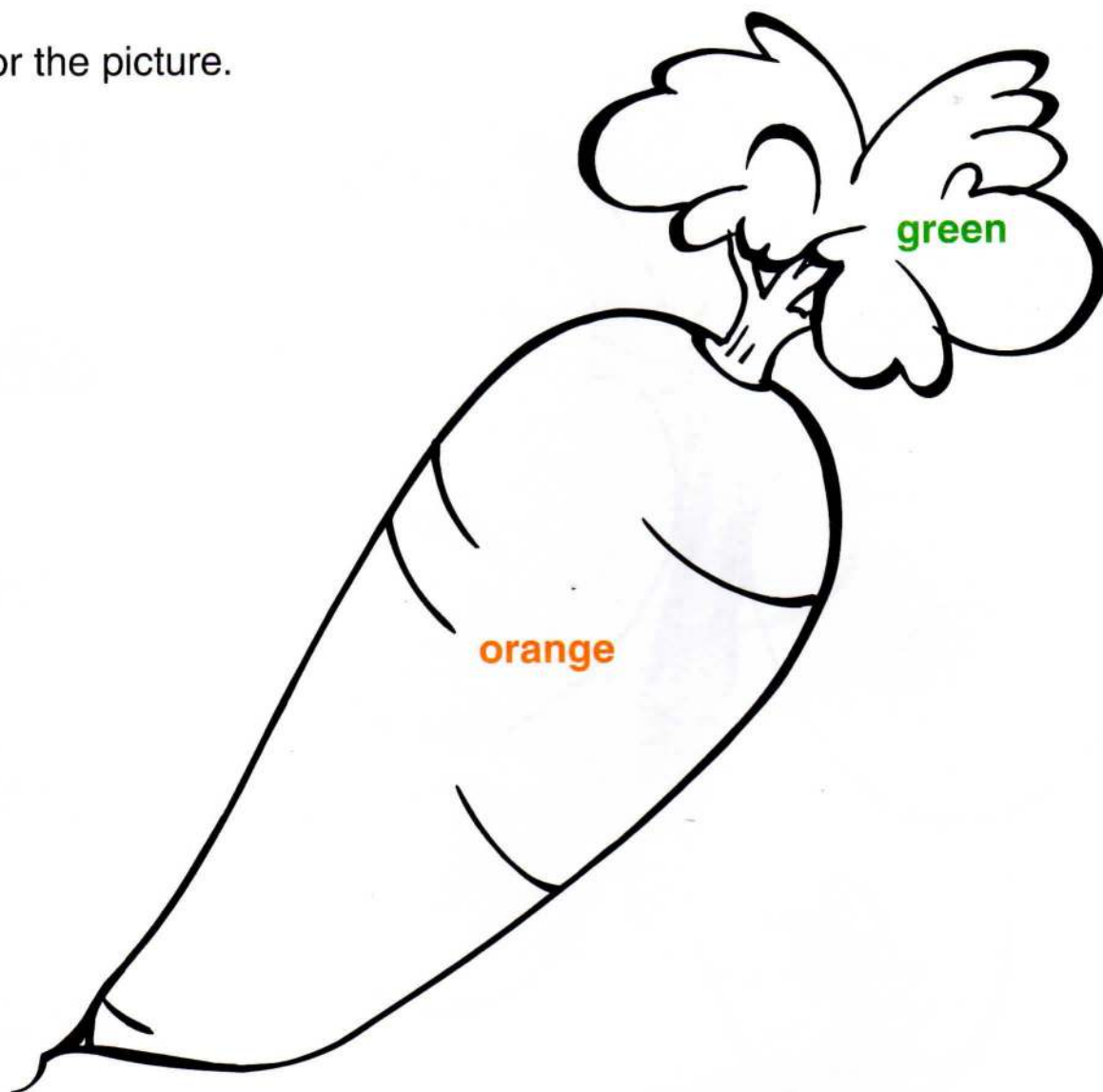
orange

green


orange

Colors and Shapes


▶ Color the picture.



▶ Write the color words.

The  is

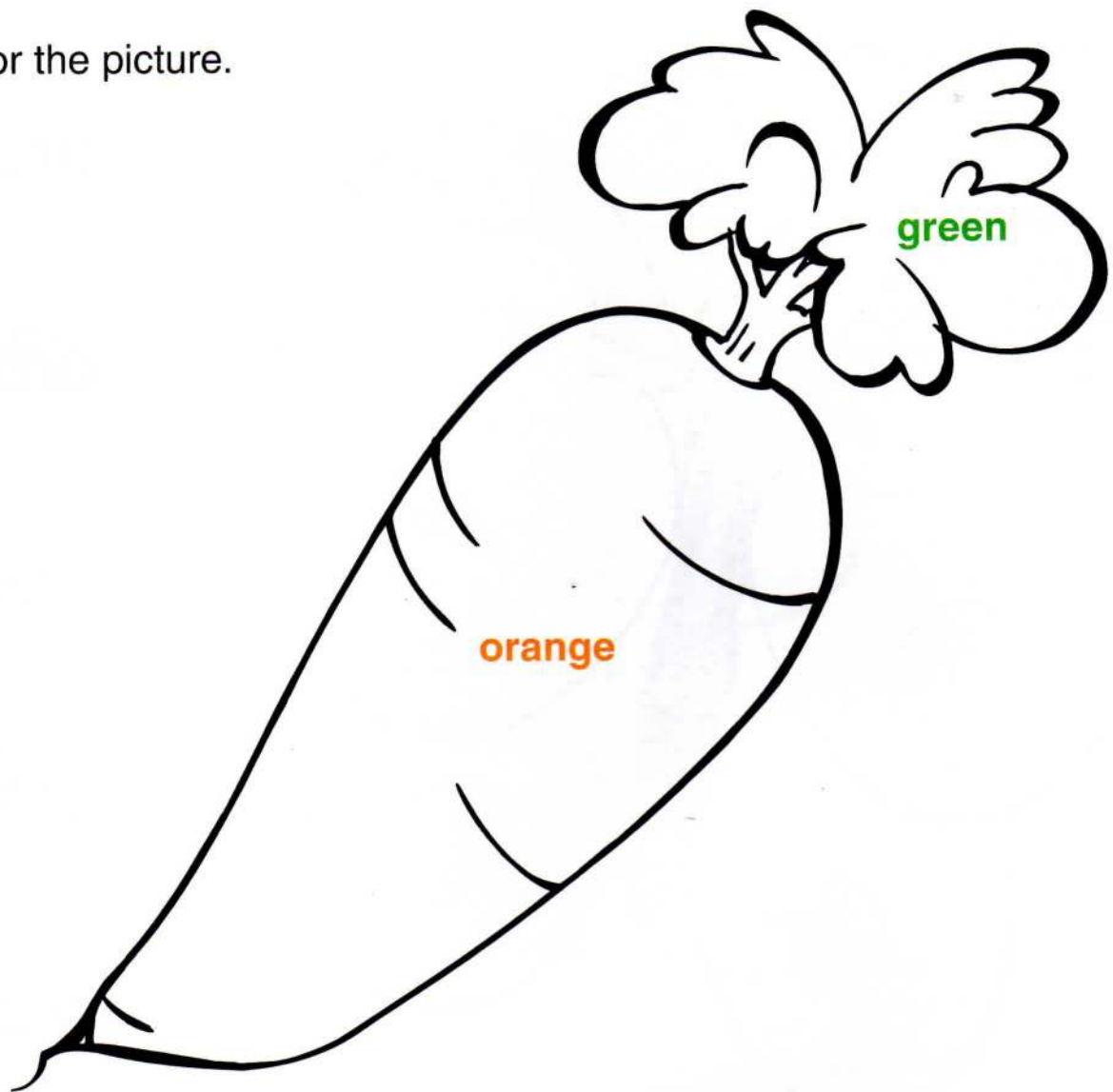
.

The  is


.

Colors and Shapes


▶ Color the picture.



▶ Write the color words.

The  carrot is

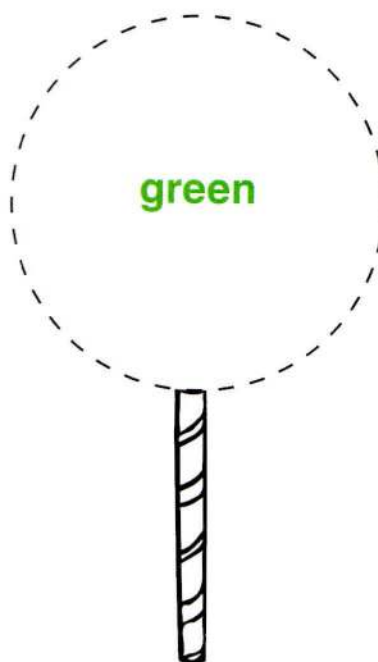
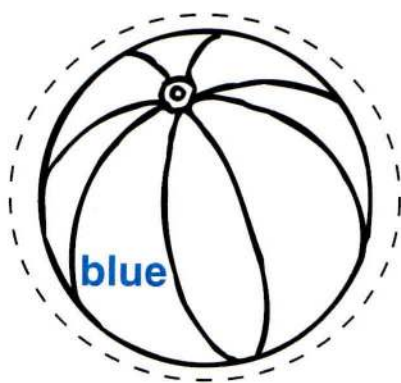

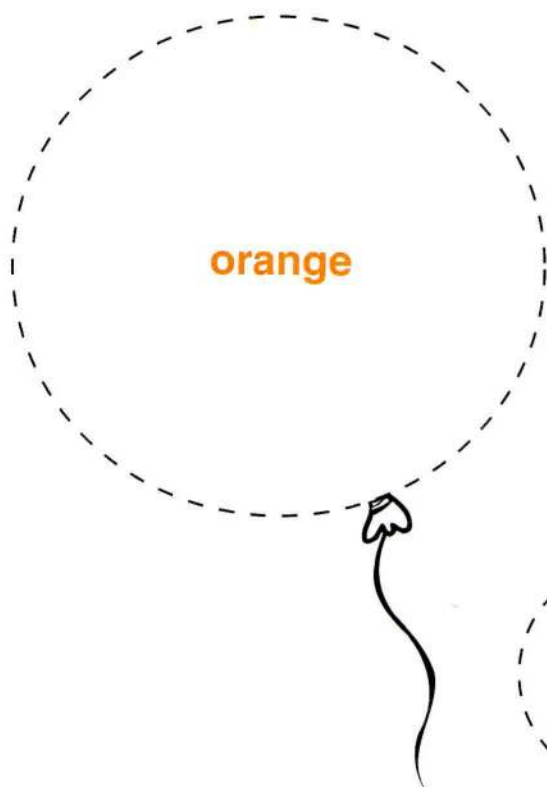
.

The  top is

.

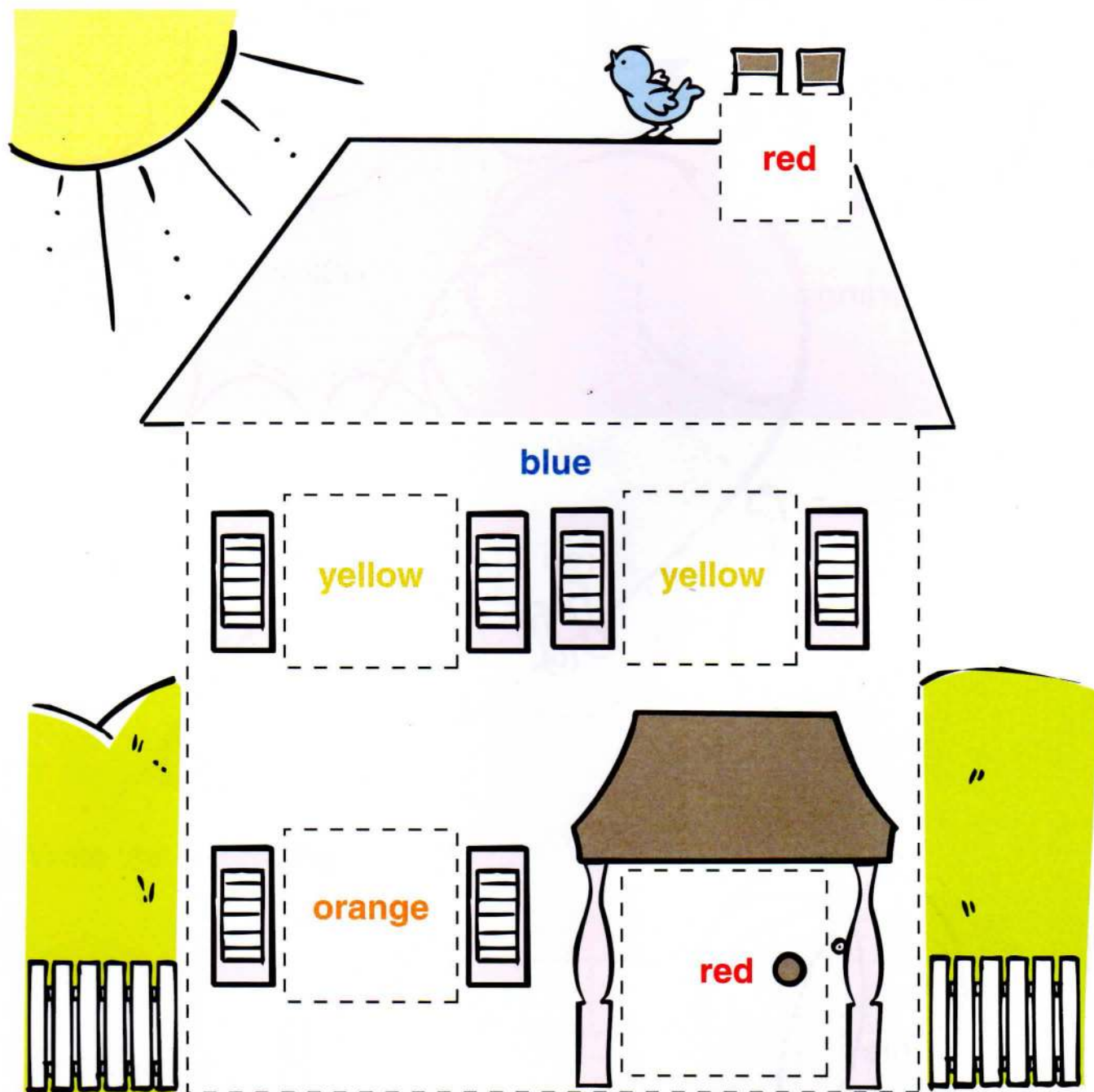
Colors and Shapes

▶ Trace the circles. Color them all.



Colors and Shapes

Trace the squares. Color them all.




Count the □ s.

I see _____ □ s.

Colors and Shapes

Color the ● s **black**. Color the ■ s **blue**.



black

red

black

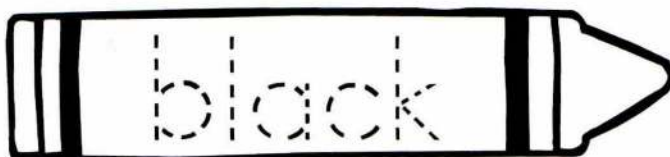
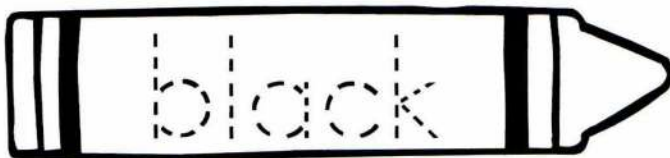
blue

black

green

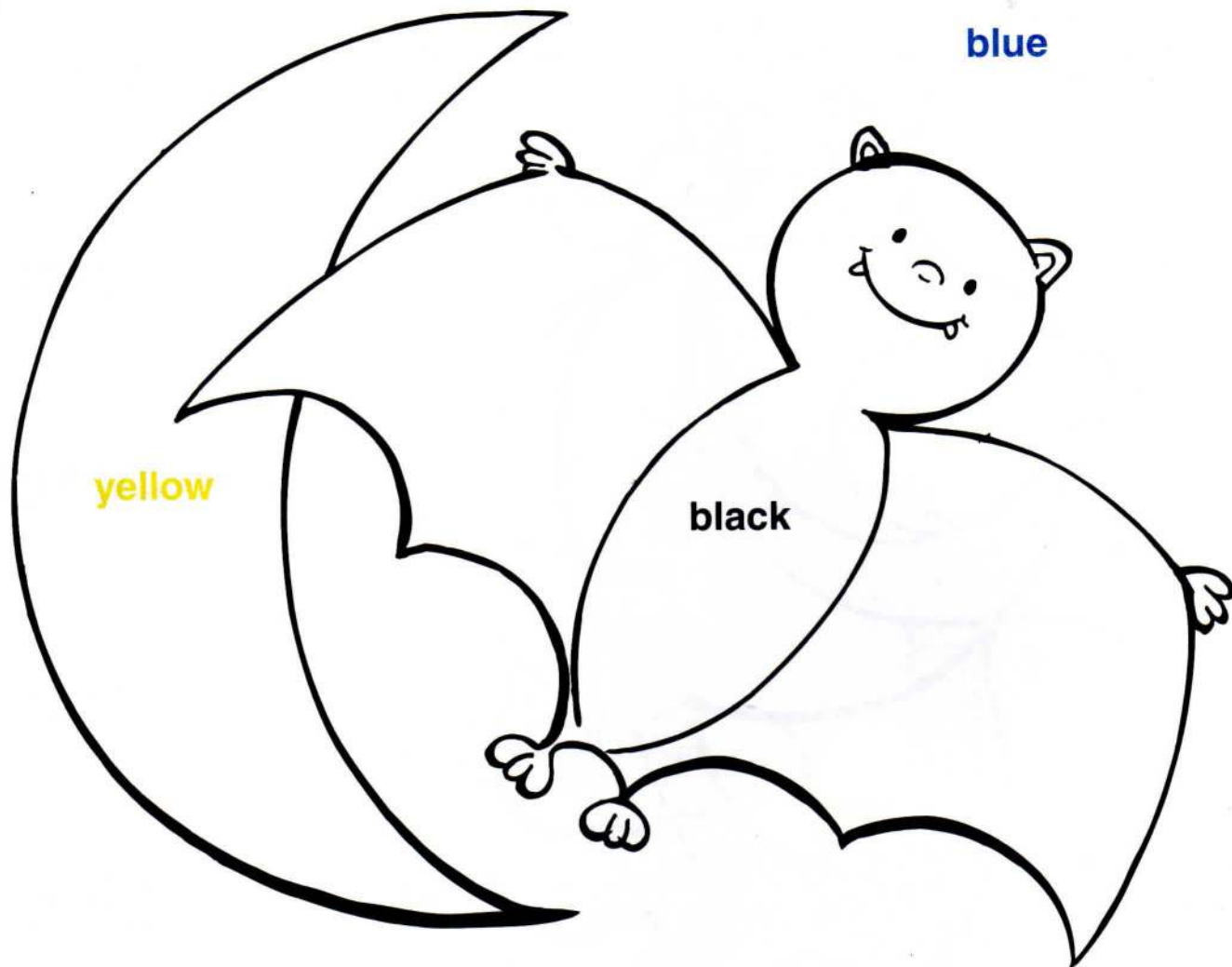
black

Trace and read the words.




Colors and Shapes

Color the picture.




Write the color words.

The  is

--	--	--	--	--




.

The  is

.


Colors and Shapes

Color the shapes.





Colors and Shapes

► Color the ● s **brown**. Color the ■ s **red**.



► Trace and read the words.



brown

down

brown

brown


clown

blue


brown

Colors and Shapes

► Color the picture. Make a **blue** coat on the bear.




► Write the color words.

The  is

--	--	--	--

.

coat


The  is


--	--	--	--	--


.

bear

Colors and Shapes

▶ Trace the  s. Color them **red**.





▶ Count the  s.

I see _____  s.

Colors and Shapes

Trace the  s. Color them **green**.




Count the  s.

I see _____  s.


Colors and Shapes

► Color the shapes.

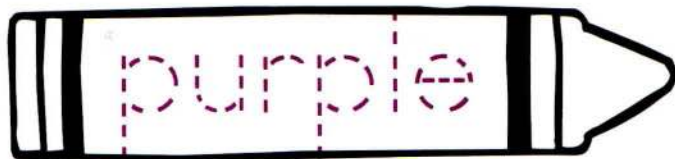
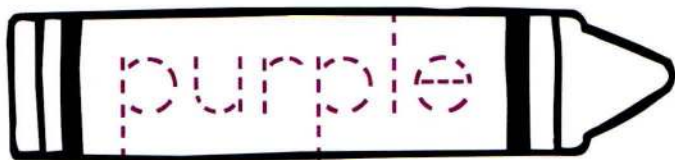


Colors and Shapes

► Color the grapes **purple**.



► Trace and read the words.



purple

orange

purple

purple


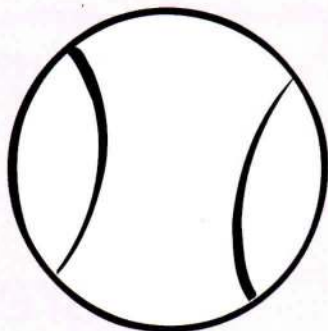
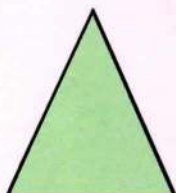






orange

purple

green



Colors and Shapes

▶ Match the shapes.



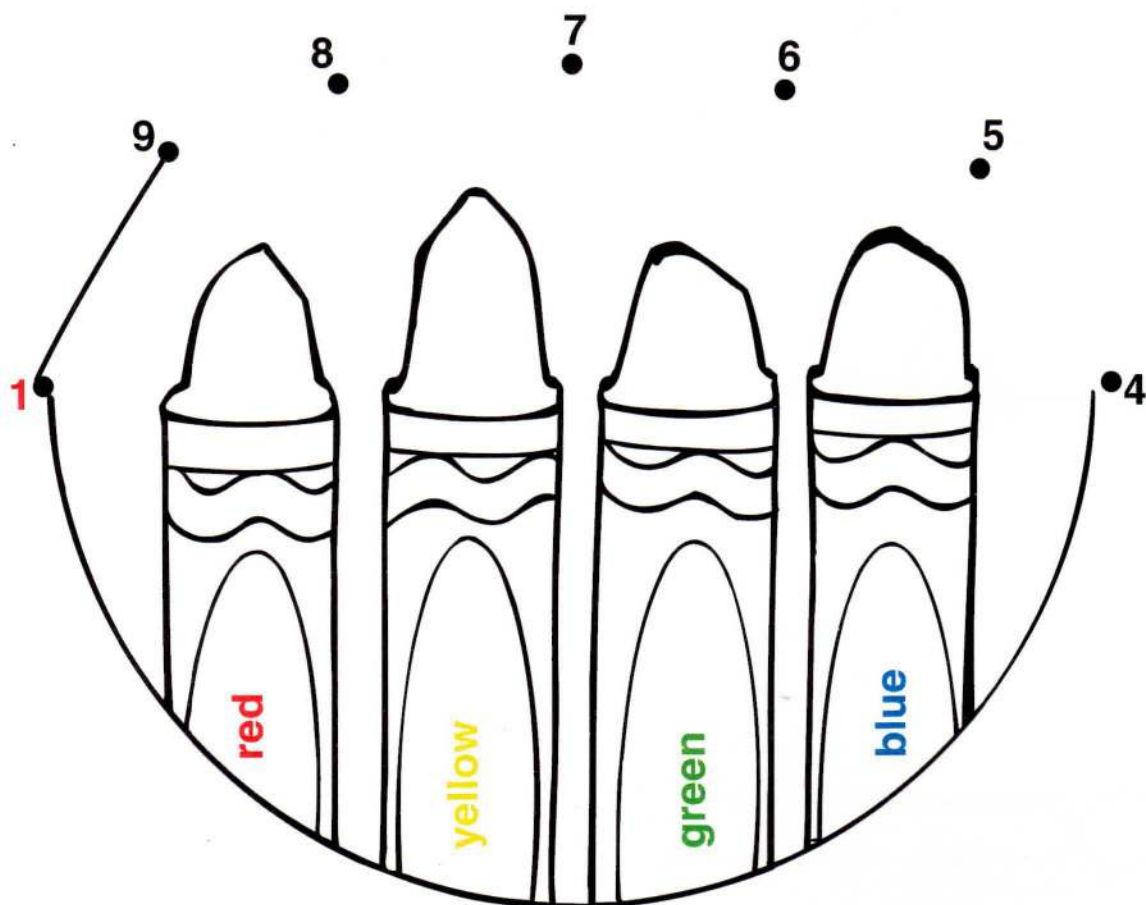
Colors and Shapes

Color the shapes.



Colors and Shapes

Start at 1. Connect the dots. Color the picture.

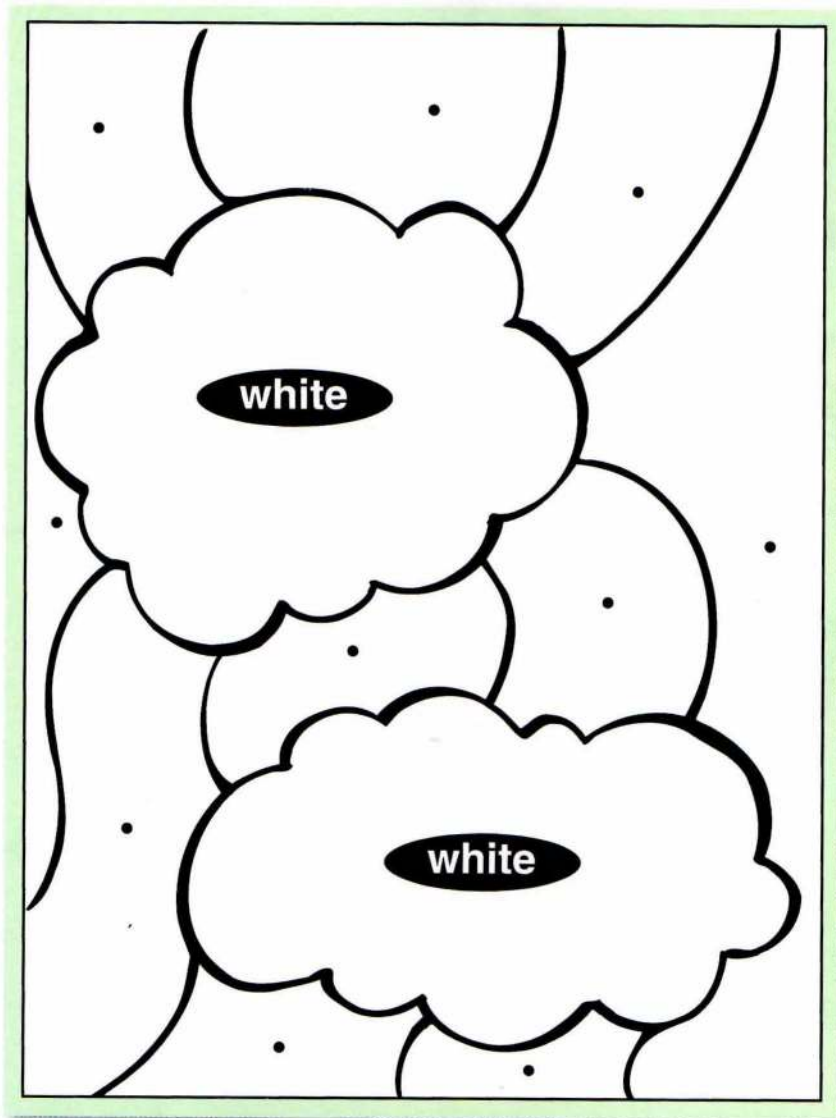


2

3

Colors and Shapes

Color the ● s **blue**. The clouds are **white**.



Trace and read the words.



white

blue

white

white

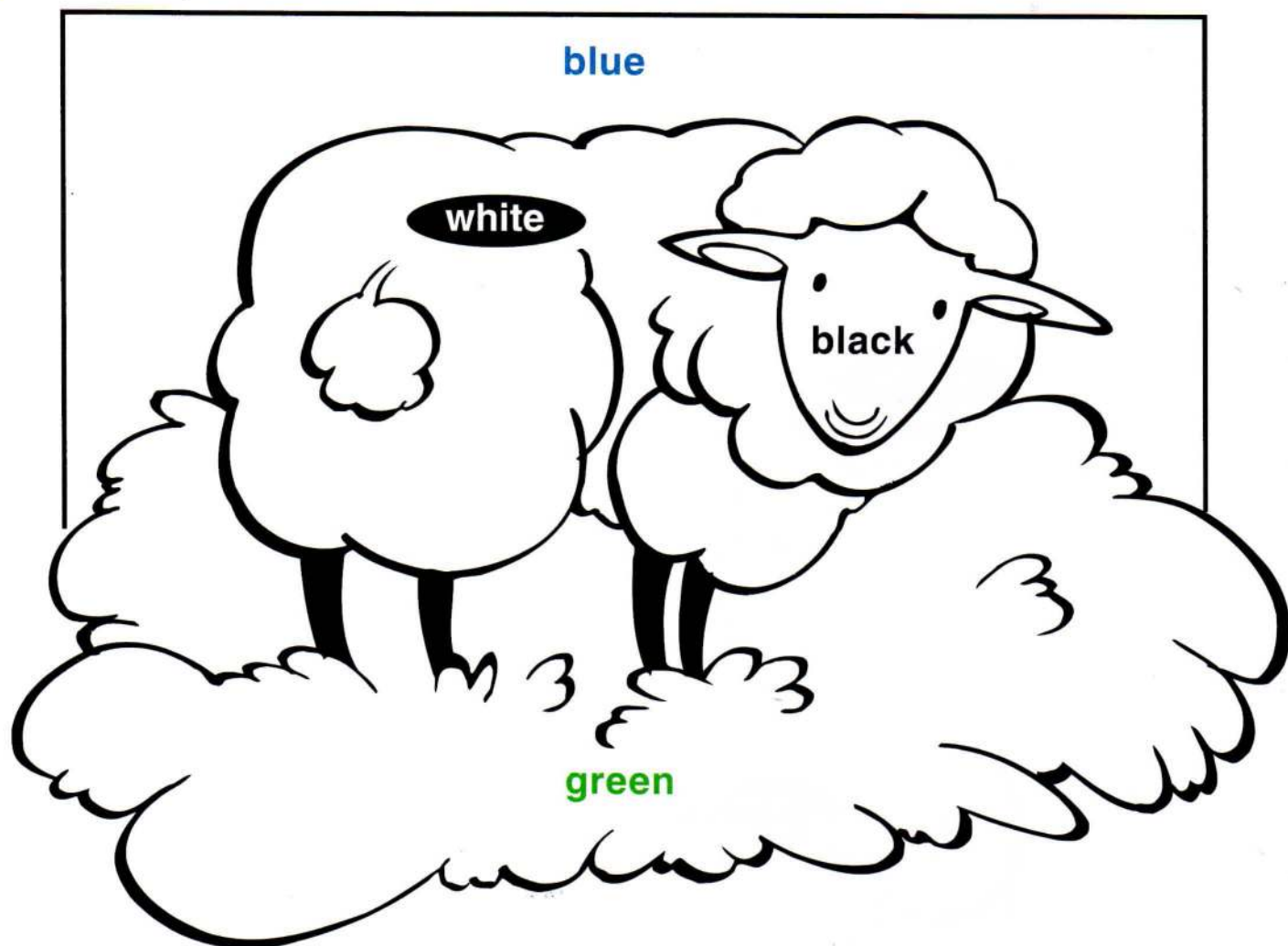
blue

white


blue

Colors and Shapes

Color the picture.



Write the color words.

The  is

--	--	--	--	--

lamb

--	--	--	--	--



and

--	--	--	--	--

 .

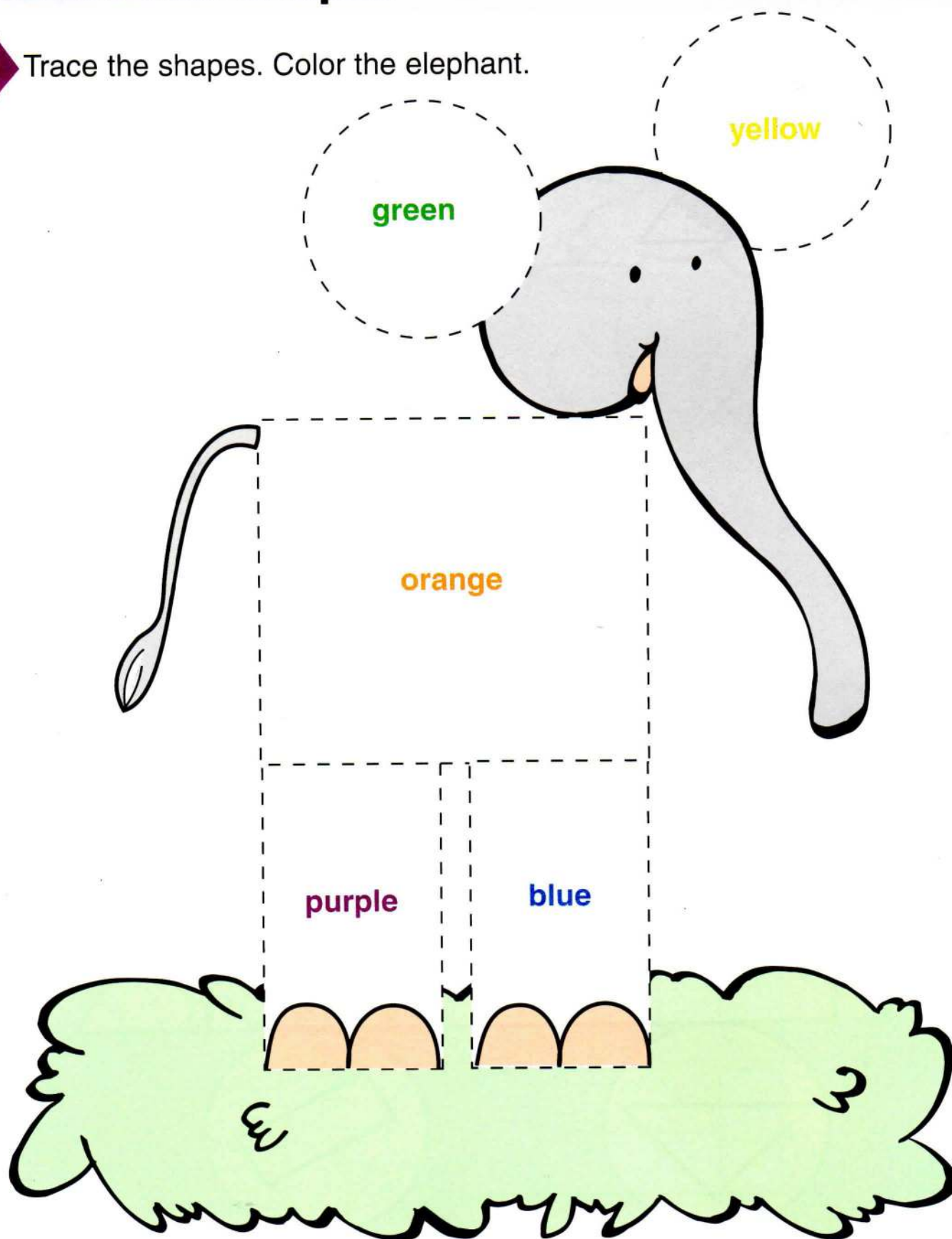
Colors and Shapes

Color the shapes.




Colors and Shapes

► Trace the shapes. Color the elephant.




Colors and Shapes

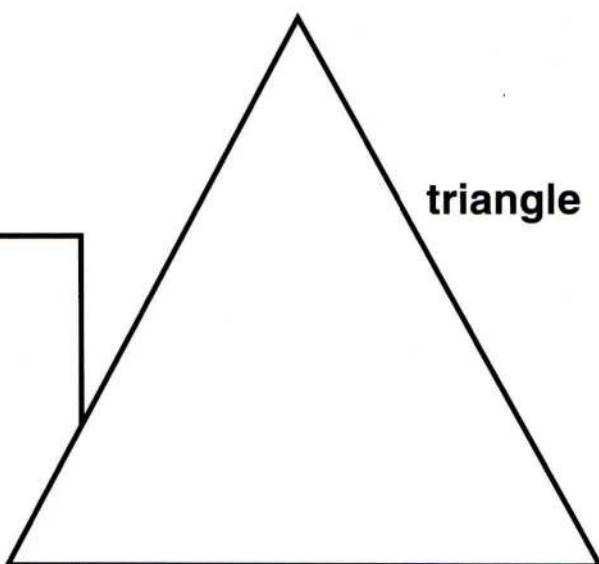
► Name the shapes. Color the shapes to match.




circle



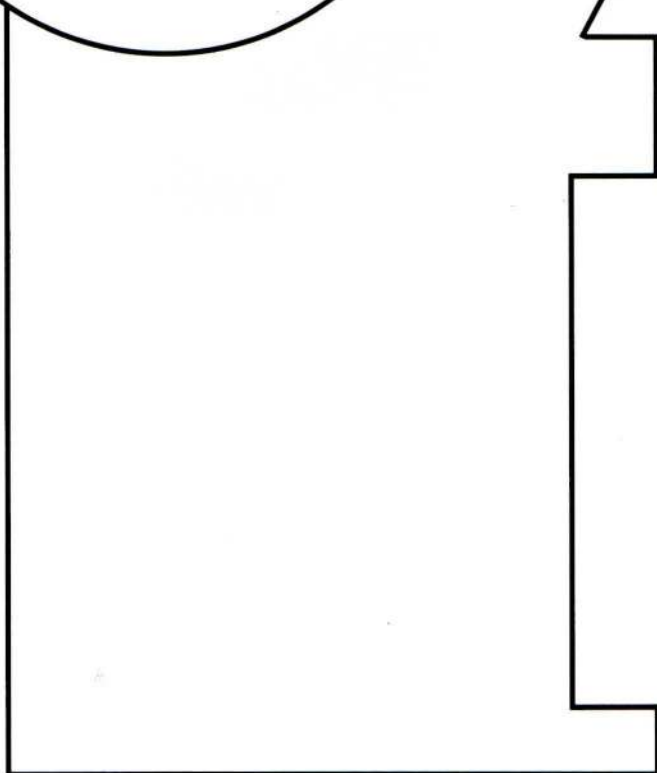
triangle



square




rectangle



Colors and Shapes

▶ Draw lines to match each color.



blue

green

black

red

white

yellow

purple

orange

brown


Answer Key

Please take time to go over the work your child has completed. Ask your child to explain what he or she has done. Praise both success and effort. If mistakes have been made, explain what the answer should have been and how to find it. Let your child know that mistakes are a part of learning. The time you spend with your child helps let him or her know you feel learning is important.

Page 1

Colors and Shapes

Color the balloon red.



Trace and read the words.

red red

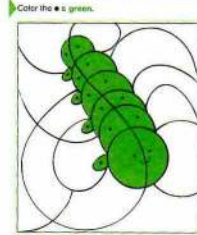
red red

bed fed rest red

Page 2

Colors and Shapes

Color the caterpillar green.



Trace and read the words.

green green

green green

green green

green green

green green

green green

Page 3

Colors and Shapes

Color the picture.



Write the color words.

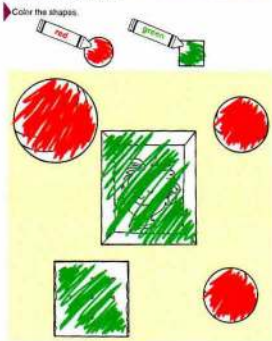
The girl is red.

The grass is green.

Page 4

Colors and Shapes

Color the shapes.



Trace and read the words.

The circle is red.


The square is green.

The circle is red.

Page 5

Colors and Shapes

Color the star yellow.



Trace and read the words.

yellow yellow

yellow yellow

yellow yellow

yellow yellow


yellow yellow

yellow yellow

Page 6

Colors and Shapes

Color the picture.



Write the color words.


The chick is yellow.

The grass is green.

Page 7

Colors and Shapes

Color the bird blue.



Trace and read the words.

blue blue

blue blue

blue blue

blue blue


blue blue

blue blue

Page 8

Colors and Shapes

Color the picture.



Write the color words.


The frog is green.

The pond is blue.

Page 9

Colors and Shapes

Color the butterfly orange.



Trace and read the words.

orange orange

orange orange

orange orange

orange orange


orange orange

orange orange

Page 10

Colors and Shapes

Color the picture.



Write the color words.


The carrot is orange.

The leaves are green.

Page 11

Colors and Shapes


Trace the circles. Color them all.



Page 12

Colors and Shapes

Trace the squares. Color them all.




Count the squares. I see 6 squares.

Page 13

Colors and Shapes

Color the ● black. Color the ▲ blue.



Trace and read the words.

black **black**

black
red
black
blue
black
green
black

Page 14

Colors and Shapes

Color the picture.



Write the color words.


The ▲ is **black**.

The ● is **yellow**.

Page 15

Colors and Shapes

Color the shapes.




Trace and read the words.

yellow **yellow**

Page 16

Colors and Shapes

Color the ● brown. Color the ▲ red.



Trace and read the words.

brown **brown**

brown
down
brown
brown
down
blue
brown

Page 17

Colors and Shapes

Color the picture. Make a blue coat on the bear.



Write the color words.


The ▲ is **blue**.

The ● is **brown**.

Page 18

Colors and Shapes

Trace the ▲. Color them red.



Count the ▲s.

I see **5** ▲s.

Page 19

Colors and Shapes

Trace the ▲s. Color them green.




Count the ▲s.

I see **5** ▲s.

Page 20

Colors and Shapes

Color the shapes.




Trace and read the words.

yellow **red** **yellow**

Page 21

Colors and Shapes

Color the grapes purple.



Trace and read the words.

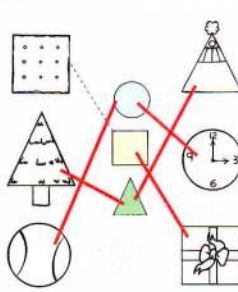
purple **purple**

purple
orange
purple
purple
orange
purple
green

Page 22

Colors and Shapes

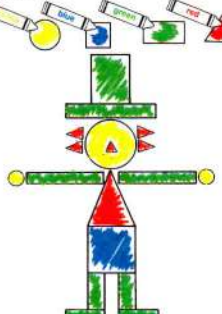
Match the shapes.



Page 23

Colors and Shapes

Color the shapes.




Trace and read the words.

yellow **green** **red**

Page 24

Colors and Shapes

Start at 1. Connect the dots. Color the picture.



Trace and read the words.

red **yellow** **green** **blue**