


Answer Key

Page 5

Skill: Story Comprehension

Remembering the Story

- What type of animal is the funny pet?
The funny goat is a pet.
- What makes the goat a funny pet?
He'll eat anything he can get.
- Write five things the goat likes to eat.
Answers could be:
hay, clay,
socks, moss on rocks,
leaves, pans,
beans and peas,
labels on cans
- Circle the phrases that rhyme.
crunchy hay leaves on trees
pies and cakes modeling clay



5 Developing Reading Skills—H•EMC 8007

Page 6

Skill: Rhyming

What Rhymes?

Read the poem again.
Write a word that **rhymes** with each word below.

1. pet <u>get</u>	4. rocks <u>socks</u>
2. hay <u>clay</u>	5. cans <u>pans</u>
3. lunch <u>munch</u>	6. trees <u>peas</u>

You can change the first letter of a word to make a rhyming word.
hay say clay

Add a letter to make new words. **Answers will vary.**

1. pet <u>g</u> et <u>w</u> et
2. lunch <u>m</u> unch <u>b</u> unch
3. can <u>p</u> an <u>m</u> an
4. lick <u>p</u> lick <u>s</u> lick

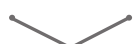





6 Developing Reading Skills—H•EMC 8007

Page 7

Skill: Understanding Word Meaning

Define It!

Match each word on the left to the words that tell its meaning.

pet		the meal we eat in the middle of the day
lunch		an animal you care for and love
moss		a paper on a can or jar that tells what is in it
label		a plant that grows on rocks and trees
munch		has grease or oil on it
greasy		to nibble on food

7 Developing Reading Skills—H•EMC 8007

Page 8

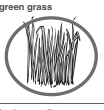


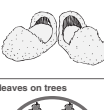
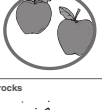


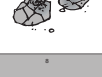

Skill: Distinguishing Fantasy from Reality

Real or Make-Believe?

"A Funny Pet" is a poem about a make-believe goat that eats anything. Real goats chew and lick many things, but they usually eat plants.

make-believe real

Circle the things a real goat would eat.

green grass 	hay 	Grandpa's socks 
bedroom slippers 	apples 	tin can 
leaves on trees 	rocks 	carrots 

8 Developing Reading Skills—H•EMC 8007

Page 13

Skill: Story Comprehension

Questions About Rain

Write the correct word or words to complete each sentence.

- Rain falls from the sky.
- The sun warms the air.
- Warm air carries water vapor up into the sky.
- Little drops of water come together and form a cloud.

Word Box
sun cloud rain water vapor

Read the poem in the story again. Then complete the poem below.

Drip, drop
Drip, drop.
Drip, drop
Splash!


13 Developing Reading Skills—H•EMC 8007

Page 14

Skill: Understanding Word Meaning

A Rainy Day

Write the correct word in each space.



Word Box
rain sun cloud
puddle sky

14 Developing Reading Skills—H•EMC 8007


Page 15

Skill: Creative Writing

Rain, Rain

Use the words below to write a poem about rain.

cloud	sky
wet	falls
rain	raindrops



Answers will vary.

15 Developing Reading Skills—H•EMC 8007

Page 16

Skill: Understanding Opposites

Opposites

Write the word that means the opposite.

dry	<u>wet</u>
little	<u>big</u>
up	<u>down</u>
low	<u>high</u>
large	<u>small</u>
light	<u>heavy</u>
hot	<u>cold</u>
apart	<u>together</u>


Word Box
down small wet high
heavy together big cold

16 Developing Reading Skills—H•EMC 8007

Page 21

Skill: Story Comprehension

Remembering the Story



- What words in the story tell what Hammy looks like?
small, furry, & little black eyes
- Where does Hammy live?
in a big cage
- What do hamsters like to eat?
dry pet food, fruits, & seeds
- What does Hammy like to run on?
the wheel
- If you were Chanoo, what new pet would you want? Why?
Answers will vary.

21 Developing Reading Skills—H•EMC 8007

Skill: Reading for Meaning

True or False?

Read each sentence. Circle **true** or **false**.

1. People keep hamsters as pets. ☒ true ☐ false
2. Hamsters do not need water. ☐ true ☒ false
3. Pet hamsters usually live in a cage. ☒ true ☐ false
4. Hamsters do not have fur. ☐ true ☒ false
5. Hamsters run on a wheel and crawl through tubes to get exercise. ☒ true ☐ false
6. You have to take care of a pet. ☒ true ☐ false

Write **yes** or **no** to each question.

Do you have any pets? Answers will vary.

Have you ever petted a hamster? _____

Would you want a hamster for a pet? _____

22 Developing Reading Skills—H • EMC 8007

Skill: Spelling

Silent e

An **e** at the end of a word can change a vowel sound.

can + e = cane **tub + e = tube**

Circle the correct word to complete each sentence.

1. I took a big _____ of cookie. ☐ bit ☒ bite
2. Nan opened a _____ of food for her cat. ☒ can ☐ cane
3. Did you have a birthday _____? ☐ cak ☒ cake
4. Lonnie used a little _____ of the clay. ☐ bit ☒ bite
5. Grandpa has a _____ to help him walk. ☐ can ☒ cane
6. The hamster is kept in a _____. ☐ cag ☒ cage
7. We take baths in a _____. ☐ tub ☒ tube
8. The cowboy had to _____ the wild horse. ☐ tam ☒ tame

23 Developing Reading Skills—H • EMC 8007

Skill: Descriptive Words

Descriptive Words

Descriptive words make your sentences more interesting.

The frog has a tongue.
The frog has a long, sticky tongue.

Use the descriptive words below to make each sentence more interesting.

1. The small gray mouse ran from the big scary monster.
2. The brown bear was tall and hairy.
3. The snow feels cold, and the sand feels hot.

Word Box

small	tall	cold
hot	scary	hairy

24 Developing Reading Skills—H • EMC 8007


Skill: Story Comprehension

Remembering the Story

Write the correct answer to each question.

1. Who sent a surprise box?
Uncle Wilbur
2. What did the box look like?
It was full of holes.
3. What was in the first box?
a goldfish in a bowl
4. What animal do you think was in the second box?
a snake

Draw a picture of it.



29 Developing Reading Skills—H • EMC 8007

Skill: Past Tense -ed

It Already Happened

Open the box. **open** (is happening)

She opened the box. **opened** (already happened)

Write the words. Add **ed**.

open + ed = opened	stay + ed = stayed
cover + ed = covered	walk + ed = walked
wonder + ed = wondered	ask + ed = asked

Use a word from above to complete each sentence.

1. Last week, I opened the door and found a surprise.
2. We walked home from school.

30 Developing Reading Skills—H • EMC 8007

Skill: Sequencing

What Happened Next?

Cut out the sentences. Glue them into the correct order.

1. We opened the door and found a box.
2. We read the note in the box.
3. We opened the box. A goldfish was in the box.
4. Uncle Wilbur came back on Friday.
5. Uncle Wilbur left us another box.

31 Developing Reading Skills—H • EMC 8007

Skill: Vocabulary and Concept Development

Days of the Week

Write the days of the week in order. Start with **Sunday**.

1. Sunday
2. Monday
3. Tuesday
4. Wednesday
5. Thursday
6. Friday
7. Saturday

Word Box

Tuesday	Wednesday	Saturday
Thursday	Monday	Friday

32 Developing Reading Skills—H • EMC 8007

Skill: Story Comprehension

Questions About Alligators

Write the correct word or words to complete each sentence.

1. Alligators live on land and in the water.
2. Alligators float on the water with only their eyes and nose showing.
3. Alligators have 80 sharp teeth.
4. Alligators like to lie in the sun.
5. Alligators swish their tails from side to side.

Word Box


sun	water	tails	land
eyes	teeth	nose	

37 Developing Reading Skills—H • EMC 8007

Skill: Sound of /ai/

The Sound of ai

Mark the pictures whose names have the same vowel sound as **tail**.



Pictures: sail, cat, kite, pig, snail, mail, jail, tree, cup, dog, mail, chick

38 Developing Reading Skills—H • EMC 8007

Skill: Word Families

Working with Word Families
-and

Write the words.

l + and = land s + and = sand

st + and = stand b + and = band

h + and = hand br + and = brand

Use a word from above to complete each sentence.

- Alligators live in the water and on land.
- I play in the school band.
- The beach has a lot of sand.
- I would rather sit than stand.

29 Developing Reading Skills—H • EMC 8007

Skill: Story Comprehension

Snap!

Use the words below to complete this puzzle.

Across

- _____ in the water
- 80 _____ teeth
- _____ on land

Down

- _____ in the sun
- 4 _____ legs
- a _____ body
- a _____ tail

Word Box
sharp swim heavy short
thick lie walk

40 Level H1

Skill: Story Comprehension

Remembering the Story

- Which bug did Susan see in the grass?
She saw a grasshopper.
How did it move? It hopped.
- Which bug did Mae see in the grass?
She saw a beetle.
How did it move? It flew.
- Which bug did Harry see in the grass?
He saw a bumblebee.
How did it move? It flew.
- What did the kids do at the end of the story?
They went to find more bugs.

45 Developing Reading Skills—H • EMC 8007

Skill: Vocabulary Development

Instead of "Said"

There are different words you can use to tell the reader how a character said something.

howled—a long wailing cry
shouted—to say loudly
cried (cry)—to call out loudly
asked—to put a question to

Read the story "Bugs" again.
Circle the words that are used in place of **said**. Write the words below.

Mae yelled Susan shouted
Harry howled

Use a word from above or your own to complete each sentence.

- "Stop it!" _____ Lucy.
- "Are you ready yet?" _____ Mom.
- "Ouch! That hurts!" _____ Stan.
- "Lisa, where are you?" _____ Pete.

Answers will vary.

46 Developing Reading Skills—H • EMC 8007

Skill: Word Meaning

Crossword Puzzle

Across

- I am an insect with hard wing covers.
- I hop far and fast.

Down

- Mae _____.
- I fly from flower to flower.
- Bugs are fun to _____.
- This is another word for insect.

Word Box
beetle bug yelled
bee grasshopper watch

47 Developing Reading Skills—H • EMC 8007

Skill: Past Tense -ed

It Already Happened

Kick the ball.
kick (is happening) He kicked the ball.
kick (already happened)

Write the words. Add **ed**.

shout + ed = shouted ask + ed = asked

yell + ed = yelled howl + ed = howled

Use a word from above to complete each sentence.

- "Get out of the way!" Harry shouted.
- "Ouch! Stop that!" Carlos yelled.
- "Did you eat dinner before you ate dessert?" asked Mom.

Answers will vary.

48 Developing Reading Skills—H • EMC 8007

Skill: Story Comprehension

Remember the Story

- Whose birthday was it?
It was Ray's birthday.
- Who shouted, "Welcome aboard!"?
The conductor shouted it.
- Was the train ride long or short?
It was short.
- Which four animals did Ray see on the way to the farm?
cows sheep
horses chickens
- What did Ray's family and friends yell?
The yelled "Happy birthday!"

53 Developing Reading Skills—H • EMC 8007







Skill: Long /a/

Long a Words

Read these long **a** words.

ay	a - e	ai
say	cake	paint
play	make	rain
day	take	stain
way	lake	train
stay	wake	wait

Write **ay**, **a-e**, or **ai** to spell each word below.







 c <u>a</u> <u>k</u> <u>e</u>	 h <u>a</u> <u>y</u>	 r <u>a</u> <u>i</u> <u>n</u>
 tr <u>a</u> <u>i</u> <u>n</u>	 p <u>a</u> <u>i</u> <u>n</u> <u>t</u>	 sk <u>a</u> <u>t</u> <u>e</u>

54 Developing Reading Skills—H • EMC 8007

Skill: Vocabulary Development

What Is It Called?

Look at each picture. Circle the correct word.

 house <u>farm</u>	 train car
 truck train	 bread <u>cake</u>
 horse <u>cow</u>	 window door

Write a sentence using two words from above.

Answers will vary.

55 Developing Reading Skills—H • EMC 8007

Skill: Understanding Contractions

Contractions

A contraction is a shortened form of two words added together.
An apostrophe (') shows where letters have been left out.

is not = isn't

Write the correct contraction for each of the words below.

- are not aren't
- I will I'll
- let us let's
- do not don't
- it is it's
- can not can't

Word Box

don't
can't

I'll
aren't

let's
it's

56

Developing Reading Skills—11 • EMC 8057

Questions About Frog Facts

Complete each statement and answer each question.

1. Some frogs live in water.

Some frogs live on land.

Some frogs live in trees.

2. Most frogs have moist green skin.

3. A frog has four legs in all.

4. What do frogs use to catch bugs?
They use their long sticky tongue.

5. What are two names for the noise a frog makes?
croak ribbet

Skill: Vocabulary and Concept Development

A Frog's Body

Label the frog's body parts.

Write the correct words in each box.

long sticky tongue

big head

moist green skin

back legs

front legs

Word Box

big head	long sticky tongue	back legs
front legs	moist green skin	

Skill: Using Descriptive Words

Descriptive Words

Descriptive words, or adjectives, make sentences more interesting.

The frog has a tongue.

The frog has a long, sticky tongue.

Use some of the descriptive words below or use your own descriptive words to complete each sentence.

small
long
green

thin
big
red

sticky
noisy
spotted

moist
long
short

1. A frog has _____

Answers will vary.

2. The animals in the pond _____

3. I saw a _____













4. A frog's tongue _____

63

Developing Reading Skills—K–1 EMC 8007


The Sound of Short o

Mark the pictures whose names have the same vowel sound as **frog**.

Picture: cone, dog, pin, rock, moon, log, lock, fog, clown, phone, bone, hog

Skill: Story Comprehension

Remembering the Story 

- Where did Grandfather like to work?
He worked in his vegetable garden.
- What did he grow in the garden?
He grew rows of carrots.
- What was Grandfather's problem?
He found a giant carrot and couldn't pull it out.
- How did Grandfather get the giant carrot out of the ground?
He asked everybody to help... ..
the carrot out of the ground.

What Happened Next?

Cut out the sentences below. Glue them in the correct order.

1.	Grandfather grew carrots in his garden.
2.	Grandfather saw a giant carrot.
3.	Grandfather pulled, but the carrot did not come out.
4.	Grandfather, Grandmother, the cat, and the mouse all pulled.
5.	And the carrot came out!

Unit 1 Reading for Meaning

Vegetable Garden


Choose from the words below to answer each riddle.

beet
celery


peas
carrot

corn
spinach


1. We are little, round, and green.

peas 


2. I'm yellow, sweet, and good to eat.

corn 


3. I'm red and round.
I grow under the ground.

beet 


4. I'm long and orange with a green top.

carrot 

5. My green leaves are good to eat.

spinach 


6. Eat my long crunchy stem.

celery 

Now, read this list of vegetables. Find them in the puzzle.

___ beet

___ peas

 broccoli

___ potato

___ carrot

___ radish

___ corn

___ spinach

___ eggplant

___ squash

___ green beans

___ turnip

b	r	o	c	c	o	i	l	e	s
e	g	p	i	a	n	t	o	p	a
a	t	u	r	n	i	p	z	e	r
t	w	s	q	u	a	s	h	a	r
g	r	e	e	n	b	e	a	n	s
p	o	t	a	t	o	b	a	i	t
a	p	p	e	r	a	d	i	s	h

71

Developing Reading Skills—4A—EMC 8007

Skill: Compound Words

Compound Words

Compound words are two words added together to make one new word.
grand + mother = grandmother

Write the two words that work together to make these compound words.

grandfather grand + father

grandaughter grand + daughter

grandson grand + son

grandparent grand + parent

grandchild grand + child

Write a word from above to complete each sentence.

1. My father's father is my grandfather

2. I am my grandfather's grandson or grandaughter

How many grandparents do you have?
Answers will vary.

72 Developing Reading Skills—F • EM • BCD


Questions About Snowflakes

Fill in the circle next to the correct answer.

- Snowflakes fall from _____.
☒ the clouds
☐ the ocean
- Snowflakes have _____ sides.
☐ eight
☒ six
- Every snowflake looks different.
☒ yes
☐ no
- Have you ever touched a snowflake?
☐ yes
☐ no

Answers will vary.


Draw a snowflake.



Seeing Words

Circle the words that are the same as the first word in each row.

snow	<u>snow</u>	sow	<u>snow</u>	saw
six	stix	<u>six</u>	<u>six</u>	sax
drops	<u>drops</u>	drip	drop	<u>drops</u>
cloud	clod	<u>cloud</u>	clad	<u>cloud</u>
sides	slid	<u>sides</u>	<u>sides</u>	slide
sky	ski	skis	<u>sky</u>	<u>sky</u>




Snow

Use the words below to write your own poem about snow.

snow cold ground drift
flat sky sides fall

Answers will vary.



Working with Word Families

-ound

gr + ound = ground p + ound = pound
 s + ound = sound r + ound = round
 f + ound = found m + ound = mound

Write a word from above to complete each sentence.

- Snowflakes fall to the ground.
- A ball is round.
- I heard a loud sound.
- I found a dollar on the ground.

Remembering the Story

Complete each sentence to retell the story.

First, the mouse was caught.

Then, the lion let the mouse go.

Next, the lion was trapped.

Last, the lion was free.

Who saved the mouse? the lion

Who saved the lion? the mouse

Word Box

caught	go	free
trapped	the lion	the mouse

Adjectives

Words that tell about a person or thing are called descriptive words, or adjectives.

The big hairy bear climbed the tree.

On the lines below, write adjectives that tell about the **lion**, the **mouse**, or **both**.







lion	mouse	both
large	small	in danger
loud	hungry	unhappy
trapped	brave	
	helpful	

Word Box

large	small	hungry
helpful	brave	trapped
in danger	unhappy	loud

What Does It Mean?

Write the correct word or words under each picture.

 lunch	 King of Beasts	 chew
 net	 sleeping	 hunter

Word Box

hunter	sleeping	net
lunch	King of Beasts	chew

Write a sentence. Use two of the words from above.

Answers will vary.

Word Endings

Adding an ending to a word can change the meaning.

cooking	cook	cooked
---------	------	--------

Rewrite each word. Add **ing** and **ed**.

	ing	ed
1. laugh	<u>laughing</u>	<u>laughed</u>
2. look	<u>looking</u>	<u>looked</u>
3. roar	<u>roaring</u>	<u>roared</u>
4. fix	<u>fixing</u>	<u>fixed</u>
5. call	<u>calling</u>	<u>called</u>

Remembering the Story

Answer each question.

- How many goats were in the Gruff family?
There were three goats.
- Where did the troll live?
He lived under the bridge.
- How did the little goat trick the troll?
He said, "I'm too little. Wait for my brother."
- What happened when the big goat went across the bridge?
He hit the troll so hard that he was never seen again.

Real or Make-Believe?

Make a ✓ if a real goat can do it. Make an X if a real goat cannot do it.

X	A goat can talk.
✓	A goat can eat green grass.
✓	A goat can walk across a bridge.
X	A goat can hit a troll.
✓	A goat can be little or big.

Skill: Identifying Descriptive Words

A Troll

Circle the words that describe what the troll was like.

bad big eyes lazy
pretty long nose hungry
mean funny friendly

Use some of the words to write two sentences about the troll.

1. Answers will vary.

2. _____

Draw a troll under a bridge.

Drawings will vary.

94 Developing Reading Skills—H • EMC 8007

Skill: Reading for Meaning

Define It!

Write each word by its meaning.

troll roar medium
second tasty bridge

1. something built over a river so people can go across bridge

2. a loud yell roar

3. something good to eat tasty

4. an ugly creature in fairy tales troll

5. comes after **first** second

6. between big and little medium



95 Developing Reading Skills—H • EMC 8007

Skill: Forming a Complete Sentence

Form a Sentence

Match the phrases to form a sentence about the story.

The goats ate grass to eat the goats.

A bad troll wanted across the bridge.

The goats went on the hillside.

"Come up and try!" roared Big Billy Goat Gruff.

The troll jumped out said the little goat.

"Wait for my brother," and yelled at the goat.

96 Developing Reading Skills—H • EMC 8007

Assessment Answer Key

Level H

Page 56

1. goat
2. cloud
3. cage
4. alligator
5. snowflake
6. net

Page 57

1. yes
2. no
3. yes
4. yes
5. no
6. yes

Page 58

1. Answers will vary.
2. grand + father, grand + son
3. little, cold
4. land, round