



# Answer Key



Page 5


**SKILL: Story Comprehension**

**Remembering the Story**

Show what Sue saw. Color. Cut. Glue.

duck ..... →  ..... → 

 ..... → 

man ..... → 

5 Level C

Page 6

**SKILL: Word Families**

**Working with Word Families**

**-an**

Write the word.

m + an = **man**

c + an = **can**

v + an = **van**

f + an = **fan**



6 Level C



Page 7



**SKILL: Rhyming Words**



**Rhyming Pairs**



Draw lines to show rhyming pairs.



van  tape 

star  parrot 

cat  fan 

grape  saw 

carrot  car 



paw  hat 

7 Level C


Page 8


**SKILL: Distinguishing Fantasy from Reality**


**Real or Make-Believe?**


real  make-believe 


Could this be real? Circle yes or no.


 yes ☐ no ☐

 yes ☐ no ☐

 yes ☐ no ☐

 yes ☐ no ☐

 yes ☐ no ☐

 yes ☐ no ☐

8 Level C




Page 13

**SKILL: Story Comprehension**




**Remembering the Story**

Read each question. Circle the picture that shows the correct answer.




1. What was Addy doing at the beginning of the story?

2. What did the cat do in the story?

3. Who was watching TV at the end of the story?




13 Level C




Page 14




**SKILL: Rhyming Words**




**Rhyme Time**

Circle the things that rhyme with **please**.

clocks  trees  cheese 

chairs  keys  TVs 

blocks  skis  bees 

stamps  jets  knees 




14 Level C

Page 15




**SKILL: Positional Words**




**On, In, & By**




Some words tell where an object is located.

 on  in  by

Write **on**, **in**, or **by** to tell where each item pictured is located.

 on  by  in

 on  in  in

 on  by  on



15 Level C

Page 16


**SKILL: Writing a Complete Sentence**


**Completing Sentences**


The words on and off can be used to tell if something is operating.


 The TV is **on**.  The TV is **off**.

Look at each picture. Choose a word from the word box and write **on** or **off** to complete each sentence.

 The **light** is **on**.

 The **TV** is **off**.

 The **stove** is **on**.

 The **water** is **off**.

**Word Box**

light water stove TV


16 Level C


Page 21


**SKILL: Story Comprehension**

**Remembering the Story**

Draw a line from each word to the correct picture.

birdbath 

carwash 

bathub 

Use the words in the word box to complete each sentence.

The **bird** takes a bath in the birdbath.

The **car** gets a bath in the carwash.

The **boy** takes a bath in the bathtub.

**Word Box**

car boy bird


21 Level C

**SKILL: Word Recognition**

**Seeing Words**

Circle the words in each row that are the same as the first word.

bath	bed	<u>bath</u>	bird	<u>bath</u>
time	<u>time</u>	ten	tile	<u>time</u>
takes	take	<u>takes</u>	talks	<u>takes</u>
car	<u>car</u>	can	<u>car</u>	jar
gets	jets	jog	<u>gets</u>	<u>gets</u>
too	to	<u>too</u>	took	<u>too</u>



Level C

**SKILL: Concept Development**

**Different Places to Take a Bath**

Cut and glue to show where each thing might take a bath.

washing machine	dishwasher	tub
shower	rain	birdbath

Level C

**SKILL: Word Families**

**Working with Word Families**

**-ar**

Write the word.


c + ar = <u>car</u>	
st + ar = <u>star</u>	
j + ar = <u>jar</u>	
b + ar = <u>bar</u>	

Level C


**SKILL: Story Comprehension**

**Remembering the Story**

Circle the three things the boy put in his bed.



What else needed to be in his bed? Circle.



Draw three things you might put in your bed. Write the name of each.

**Answers will vary.**

Level C

**SKILL: Word Families**

**Working with Word Families**

**-un**

Write the word.

s + un = <u>sun</u>	f + un = <u>fun</u>
r + un = <u>run</u>	g + un = <u>gun</u>

Use the words above to complete these sentences.

Playing is fun.

The sun is hot.

Don't play with a gun.

The dogs run.

Level C

**SKILL: Initial Consonant**

**The Sound of p**

Circle the pictures that begin with the sound of *ppl*.


Level C

**SKILL: Vocabulary Development**

**Yes or No?**

Look at the picture. Read the question. Circle **yes** or **no**.

	Is this a book?	<u>yes</u> no
	Is this a blanket?	yes <u>no</u>
	Is this a bed?	<u>yes</u> no
	Is this a blanket?	<u>yes</u> no
	Is this a bunny?	<u>yes</u> no
	Is this a bed?	yes <u>no</u>

Level C

**SKILL: Story Comprehension**

**Remembering the Story**

Fill in a circle to answer **yes** or **no**.

- The man had an umbrella. ☐ yes ☐ no
- The man was on an umbrella. ☐ yes ☐ no
- The dog was on a ball. ☐ yes ☐ no
- The dog was under an umbrella. ☐ yes ☐ no
- The man had a bunny. ☐ yes ☐ no
- The bunny and the dog were under an umbrella. ☐ yes ☐ no
- The bunny had a hat. ☐ yes ☐ no

Level C

**SKILL: Word Families**

**Working with Word Families**

**-og**

Add **-og** to spell each word. Circle **yes** or **no** to answer each question.

d + og = <u>dog</u>	fr + og = <u>frog</u>
Do you have a dog?	Do you have a frog?
yes no	yes no
l + og = <u>log</u>	f + og = <u>fog</u>
Can you jump over the log?	Can you see in the fog?
yes no	yes no
j + og = <u>jog</u>	h + og = <u>hog</u>
Do you like to jog?	Do you eat like a hog?
yes no	yes no

Level C

**Words That Tell Where**

Circle the words that tell where the bunny is.

under on

under the box on the box under the log on the log

under the wagon on the wagon under the pot on the pot

under the bed on the bed under the chair on the chair

**Following Directions**

Read the color words. Color the umbrella.  
Draw something under the umbrella.

purple green blue yellow

green blue yellow purple green

blue yellow purple green

**Remembering the Story**

Look at each picture. Write the correct word to complete each sentence.

This is the **baby** fish.  
It goes swish, swish, swish.

This is the **little** fish.  
It goes swish, swish, swish.

This is the **big** fish.  
It goes swish, swish, swish.

**Word Box**

big little baby

**Completing Sentences**

-ish

Use a word from the word box to complete each sentence.

1. Sumin caught a **fish** in the lake.

2. Wonjun made a **wish** on a star.

3. Troy placed a fish on the **dish**.

4. Nicole will **squish** the banana.

Draw a fish on a dish.

**Word Box**

fish dish squish wish

**Swim or Fly?**

Look at the animals. Cut and glue them in two groups—things that swim and things that fly.

**Things That Swim**

**Things That Fly**

Which animal can fly and swim?

**Listening for Sounds**

Circle the pictures that begin like the word **swim**.

swim, soap, sweep, soap, swim, soccer ball, swim, scissors, whistle

**Questions About When It Grows Up**

Match each parent with its baby.

Write the correct word to complete each sentence.

A bear is an **animal**.

A pumpkin is a **plant**.

A baby is a **person**.

**Word Box**

person plant animal

**Working with Word Families**

-ow

Write each word. Circle **yes** or **no** to answer each question.

bl + ow = **blow**

sn + ow = **snow**

**Answers will vary.**

Can you **blow** out all the candles?  
yes no

Do you like to play in the **snow**?  
yes no

sl + ow = **slow**

cr + ow = **crow**

Is a turtle **slow**?  
yes no

Will the **crow** land here?  
yes no

**Animal Parents and Babies**

Cut and glue each animal parent next to its baby.

baby pig pig baby kangaroo kangaroo

baby goat goat baby moose moose

**Skill: Word Recognition**

**It's the Same**

Circle the words in each row that are the same as the first word.

baby	boy	baby	body	baby
parent	parent	pair	part	parent
plant	plant	pant	plant	play
animal	any	animal	anthill	animal
grows	grow	girls	grows	grows
looks	likes	looks	look	looks

56 Level C

**Skill: Story Comprehension**

**Remembering the Story**

Circle the things that made the pond busy.

Draw something new that might happen at the pond.

**Drawings will vary.**

61 Level C

**Skill: Distinguishing Fantasy from Reality**

**Real or Make-Believe?**

Read each sentence. Circle **yes** or **no**.

A duck can quack.  yes no	A duck can fly.  yes no	A duck can read.  yes no
A frog can color.  yes no	A frog can jump.  yes no	A frog can swim.  yes no
A bug can hop.  yes no	A bug can paint.  yes no	A bug can run.  yes no

62 Level C

**Skill: Rhyming**

**Rhyme Time**

Cut and glue each picture next to the picture it rhymes with.

63 Level C

**Skill: Initial Consonant**

**The Sound of d**

Circle the pictures that begin like **duck**.

How many did you find? **6**

Pictures: dog, donut, pencil, garbage, deer, desk, dolphin, bee, dinosaur

64 Level C

**Skill: Story Comprehension**

**Remembering the Story**

Draw a line to show what the animals and the children in the story ate.

squirrels		
goats		
children		

Draw a picture about the sentences below.

**See the monkeys.  
They like to eat.  
Munch, munch,  
what a bunch!**

**Drawings will vary.**

69 Level C

**Skill: Vocabulary Development**

**My Favorite Lunch**

Choose three food items and one drink from the lunch menu. Write about what items you will have.

I want to eat \_\_\_\_\_, \_\_\_\_\_, and \_\_\_\_\_ for lunch. **Answers will vary.**

I want to drink \_\_\_\_\_ for lunch.

My favorite is \_\_\_\_\_.

**Lunch Menu**

rice	pizza	milk
fish	soup	soda
sandwich	salad	tea
		juice

70 Level C

**Skill: Word Families**

**Working with Word Families**

**-ay**

Write each **-ay** word. Cut and glue to show what each word means.

h + ay = <b>hay</b>	r + ay = <b>ray</b>
tr + ay = <b>tray</b>	cl + ay = <b>clay</b>
spr + ay = <b>spray</b>	pl + ay = <b>play</b>

Write some other **-ay** words here.

**Answers will vary.**

71 Level C

**Skill: Concept Development**

**Is It Crunchy?**

Some foods are crunchy. Some foods are not crunchy. **Answers may vary.**

Circle the things that make crunchy noises when you eat them.

cookie 	pizza 	apple 
soup 	carrot 	ice cream 
bread 	salad 	rice 

72 Level C

**Remembering the Story**

Color the clothes to show what the girl picked.  
Circle the word that tells about each piece of clothing.

	black white <b>checkered</b>
	black white <b>striped</b>
	black white <b>spotted</b>

**I Put On My...**

Read each sentence.  
Look at the picture.  
Circle the correct word.

I put on my _____.	coat hat <b>boots</b>	
I put on my _____.	<b>coat</b> hat boots	
I put on my _____.	coat hat <b>boots</b>	

**Match the Pairs**

Match the pairs of socks. Glue them in the correct boxes.

<b>white socks</b> 	<b>striped socks</b> 
<b>spotted socks</b> 	<b>checkered socks</b> 

**Working with Word Families**

**-at**

Write the words.

c + at = **cat**  
b + at = **bat**  
h + at = **hat**  
r + at = **rat**

**Drawings will vary.**

Draw a cat with a bat.

Draw a rat with a hat.

**Remembering the Story**

Cut and glue. Put the strips in order to tell what happened in the story.

- Sam did a test.  
He put a log on the grass.
- The grass under the log turned yellow.
- Sam took the log off the grass.
- The grass turned green again.

**It's the Same**

Circle the words in each row that are the same as the first word.

wood	<b>wood</b>	weed	down	<b>wood</b>
drink	rink	<b>drink</b>	drank	<b>drink</b>
time	<b>time</b>	<b>time</b>	team	tim
sleep	slip	slop	<b>sleep</b>	<b>sleep</b>

**When It Belongs to Someone**

Use 's to show that something belongs to someone.  
Sam did the project, so it was Sam's project.

Circle each word with an 's. Then complete each sentence.

**Brett's** cat was asleep.  
The cat belonged to **Brett**.

**Emma's** dog was big and brown.  
The dog belonged to **Emma**.

The ants liked **Megan's** lunch.  
The lunch belonged to **Megan**.

**Mr. Green's** cat liked the dog.  
The cat belonged to **Mr. Green**.

**Working with Word Families**

**-ight**

Write the words.

l + ight = **light**      m + ight = **might**  
n + ight = **night**      t + ight = **tight**  
br + ight = **bright**      fl + ight = **flight**

**Vocabulary**

Use two -ight words from above to complete this poem.

When it's **night**  
I use my **light**

**Remembering the Story**

Circle **yes** or **no** to answer each question.

Is it night in the story? **yes**  
**no**

Can the boy see the stars? **yes**  
**no**

Can a star drink milk? **yes**  
**no**

Can the boy play with the stars? **yes**  
**no**

Will the boy go to sleep? **yes**  
**no**

Can a star say, "good night"? **yes**  
**no**

**Working with Word Families**  
-ed

Write the words.

T + ed = **Ted**      Fr + ed = **Fred**


sl + ed = **sled**      N + ed = **Ned**

r + ed = **red**      sh + ed = **shed**

b + ed = **bed**















Fred's bed is red. Color it. Draw Fred.

**Drawings will vary.**



**Rhyme Time**








Circle the two pictures in each row that rhyme.

1			
2			
3			
4			
5			

**Questions and Answers**

Read each question. Circle **yes** or **no**.

**Answers will vary.**

	Do you have a dog?	yes	no
	Do you like pizza?	yes	no
	Do you eat apples?	yes	no
	Do you play ball?	yes	no
	Do you like the color blue?	yes	no
	Do you eat cake?	yes	no
	Do you watch TV?	yes	no

## Assessment Answer Key

## Level C

### Page 56

- can
- car
- bed
- ducks
- children
- stars
- TV
- blanket

### Page 57

- 
- 
- 
- 
- 
- 

### Page 58

- hat, cat
- dog
- parrot, pig
- blow
- hay