

Building Grade 4 SPELLING Skills Daily Practice

What's in This Book?

This 30-unit book contains strategies and practice for learning 540 spelling words.

Each unit contains:

- a list of 18 spelling words
- two sentences for dictation
- four activity pages for practicing the spelling words

Words on the spelling lists were selected from:

- a list of the 400 most commonly used words in English
- words frequently misspelled by fourth-graders
- words with common phonetic elements
- words changed by adding prefixes and suffixes and by forming compound words and contractions.

Additional resources:

- "How to Study" chart
- "Spelling Strategies" chart
- forms for testing and recordkeeping

Correlated to State Standards

Visit
www.teaching-standards.com
to view a correlation of
this book's activities
to your state's standards.
This is a free service.



EMC 2708
Authors: Doug and
Shirley Wurst
Editor: Leslie Song
Copy Editor: Cathy Harber
Illustrator: Jim Palmer
Desktop: Jia-Fang Eubanks
Yuki Meyer

Congratulations on your purchase of some of the
finest teaching materials in the world.

*Photocopying the pages in this book is permitted for
single-classroom use only. Making photocopies for additional
classes or schools is prohibited.*

For information about other Evan-Moor products, call 1-800-777-4362,
fax 1-800-777-4332, or visit our Web site, www.evan-moor.com.
Entire contents © 2007 EVAN-MOOR CORP.
Original edition © 2002 EVAN-MOOR CORP.
18 Lower Ragsdale Drive, Monterey, CA 93940-5746. Printed in USA.

Contents

Week	Focus
1	Spell words with consonant blends; Spell two-syllable words 20
2	Spell words with consonant digraphs spelled th, ch, tch, and wh; Spell words with the /er/ sound spelled er and ir; Spell words that begin with spr and thr 24
3	Spell words with the short a sound; Spell words with the long a sound spelled a, at, ay, igh, and ei 28
4	Spell words with the short e sound; Spell words with the long e sound spelled ea, ee, ei, ie, e, and eo 32
5	Spell words with the short i sound; Spell words with the long i sound spelled i, y, igh, and uy 36
6	Spell words with the short o sound; Spell words with the long o sound spelled o, ow, oa, ou, and oe 40
7	Spell words with the short u sound; Spell words with the long u sound spelled ue, u, and eau 44
8	Spell words with double consonants; Divide words with double consonants into syllables 48
9	Spell time and calendar words; Identify word origins 52
10	Spell words with the schwa sound; Spell words with the short u sound spelled o 56
11	Spell contractions 60
12	Spell compound words 64
13	Spell words with the endings -ing and -ed 68

Week	Focus
14	Spell words with the endings -er and -est 72
15	Spell words with the /ur/ sound spelled er, ir, ur, ear, or, and ar 76
16	Spell singular and plural forms of words 80
17	Spell words with the /aw/ sound spelled al, ough, o, au, and aw 84
18	Spell words with the variant sounds of c and g 88
19	Spell words with the /oo/ sound spelled ew, o, oe, oo, ou, ough, u, ue, and ui ... 92
20	Spell words with the /oi/ sound spelled oi and oy; Spell words with the /ow/ sound spelled ow and ou 96
21	Spell words with the /f/ sound spelled f, ff, ph, and gh 100
22	Spell words with tght, ought, aught, and au 104
23	Spell words with silent letters 108
24	Add the suffixes -ion, -tion, -sion, and -cian to base words and word roots 112
25	Spell two- and three-syllable words; Identify open syllables 116
26	Spell homophones 120
27	Spell words with easily confused spellings 124
28	Spell words with the suffixes -less, -ful, and -ness; Spell words with the ending -ly 128
29	Spell words with the prefixes dis-, un-, re-, and mis- 132
30	Spell multisyllabic words 136

Teaching the Weekly Unit

Monday

Allot ample class time each Monday for introducing the spelling list and having students complete the first page of the unit.

Introducing the Week's Words

Give each student the spelling list for the week. Here are ways to introduce the words:

- Call attention to important consistencies noted in "This Week's Focus," such as a phonetic or structural element. For example, say: *As we read this week's spelling list, notice that all the words have the same vowel sound.*
- Read each word aloud and have students repeat it.
- Provide a model sentence using the word. Have several students give their own sentences.
- If desired, add "bonus words" based on the needs of your class. These may be high-utility words or words that the class is encountering in curricular studies.

Writing the Words

After introducing the words, have students study and write the words on the first page of the unit, following these steps:

Step 1: Read and Spell

Have students read the word and spell it aloud.

Step 2: Copy and Spell

Tell students to copy the word onto the first blank line and spell it again, touching each letter as it is spoken.

Step 3: Cover and Spell

Have students fold the paper along the fold line to cover the spelling words so that only the last column shows. Then have students write the word from memory.

Step 4: Uncover and Check

Tell students to open the paper and check the spelling. Students should touch each letter of the word as they spell it aloud.

Home Connection

Send home a copy of the Parent Letter (page 145) and the Take-Home Spelling List for the week (pages 10-19).

Monday's Page



Strengthening Students' Spelling Skills



Spelling Strategies
Page 6

How to Study Your List
Page 7



At the beginning of the year, reproduce pages 6 and 7 for each student or on an overhead transparency. Review the general steps and strategies, encouraging students to apply them throughout the year.



Tuesday Word Meaning and Dictation

Have students complete the Word Meaning activity on the second page of the unit. Then use the dictation sentences on pages 8 and 9 to guide students through “My Spelling Dictation.” Follow these steps:

1. Ask students to listen to the complete sentence as you read it.
2. Say the sentence in phrases, repeating each phrase one time clearly. Have students repeat the phrase.
3. Wait as students write the phrase.
4. When the whole sentence has been written, read it again, having students touch each word as you say it.

Wednesday Word Study Activities

Have students complete the activities on the third page of the unit. Depending on students’ abilities, these activities may be completed as a group or independently.

Thursday Edit for Spelling Activities

Have students complete the activities on the fourth page. Depending on students’ abilities, these activities may be completed as a group or independently.

Friday Weekly Test

Friday provides students the chance to take the final test and to retake the dictation they did on Tuesday. A reproducible test form is provided on page 142. After the test, students can record their score on the “My Spelling Record” form (page 141).

The collage shows the following pages:

- Tuesday's Page:** Features a "Word Meaning" activity with a table of words (large, small, long, short, loud, quiet, high, low) and a "My Spelling Dictation" section with lines for writing.
- Wednesday's Page:** Contains "Word Study" activities, including a word search and a list of words to be studied.
- Thursday's Page:** Shows "Edit for Spelling" activities, where students correct misspelled words in sentences.
- Friday's Page:** Displays the "Spelling Test" form, which includes a list of words to be spelled and a section for recording the score.

Say a word correctly.

- Don't leave out or mispronounce sounds.
- Write the sounds in the correct order.

Think about what the word looks like.

- Think about how the spelling pattern looks.
- Write it, look at it, and decide if it looks correct.

Look for small words in spelling words.

- spin—pin, in
- cupcake—cup, cake

Look at syllables in spelling words.

- Spell the word one syllable at a time.
remember—re • mem • ber

Use rhyming words to help spell a word.

- If you can spell book, you can spell look.

Use rules for adding endings.

- Drop silent e before adding a suffix.
- Double the final consonant before adding a suffix.
- Change the final y to i and add es.


These strategies help me become a better speller!




1 Read and Spell



2 Copy and Spell



3 Cover and Spell



4 Uncover and Check



Sentences for Dictation

There are two dictation sentences for each spelling list. Space for sentence dictation is provided on Tuesday of each week and on Friday's test form (page 142).

- Ask students to listen to the complete sentence as you read it.
- Have students repeat the sentence.
- Read the sentence in phrases, repeating each phrase one time clearly.
- Have students repeat the phrase.
- Allow time for students to write the phrase.
- Read the sentence again, having students touch each word as you say it.

Week Dictation Sentences

- 1 Was there **trouble between** the two **laundry** workers?
We stood on the **bridge** to **glance** at the **eclipse**.
- 2 The **thirsty athlete** drank **spring** water to wet his **whistle**.
Is that **sandwich worth** what you paid?
- 3 My **neighbor** was carrying **freight** when his **ankle began** to twist.
Please **explain** why the **main display** will end in **April**.
- 4 The girl was **eager** to **receive** her lost **sneakers**.
I **believe** it is not **easy** for **people** to **squeeze** juice from oranges.
- 5 Which **bicycle** is the **right** one to **buy**?
Did he **decide** to **write** a story about **lightning** hitting a **skyscraper**?
- 6 I had no **control** when I saw the **doughnuts** in the **bowl**.
Was it **wrong** to **copy** the **problem shown** in the book?
- 7 My **uncle** wears a **used uniform** when he works as an **umpire**.
Is it **usual** to **blush** when someone says you are **beautiful**?
- 8 All the **dollars** in his **wallet** won't buy a **million scissors**.
Follow this map to find the **address** of the **office**.
- 9 The **colendor** says that school starts the first **Wednesday** in **September**.
Is **autumn** the **season** of the **year** you like best?
- 10 I asked my **brother** to **purchase** a **banono** for me.
My **cousin** uses a **compass** to sail **across** the **ocean**.
- 11 I'm sure **you'll** be the one **who's** next.
They **could've** asked for me, but **you're** the one **they'd** like.
- 12 Did he go **downstairs** to have **breakfast** with his **grandparents**?
Anyone would be surprised to find a **scorecrow** in the **outfield**.
- 13 I was **hoping** we would be **studying living** things.
It **appeared** that he was **changing** the **wrapping** on the gift.

Week Dictation Sentences

- 14 Was the **busiest** dog **happier** than the **laziest** dog?
The **biggest** and **heaviest** rock also has the **roughest** feel.
- 15 The **barber** cut the **sailor's curly** hair **early** in the morning.
I **wonder** if the **service** is **worse** at the **bakery** or at the flower shop.
- 16 Will you eat one **potato** or two **potatoes**?
Their **journeys** took the **family** through a **ditch** full of **leaves**.
- 17 Use **caution because** the **faucet** is leaking water.
The **lawyer** would **cough** when a **false** statement was given.
- 18 A loud **concert** is **dangerous** and may **damage** your hearing.
Did you see the **cardinal circle** the **ledge**?
- 19 Is there any **news** about **who ruined** the **schoolroom**?
Whose duty is it to tell the **truth** to Julie?
- 20 Please **avoid** getting **moisture** in the **thousand** sacks of **flour**.
Do you **enjoy** making a large **amount** of **noise** to **annoy** me?
- 21 My **nephew** told me the **alphabet** over the **telephone**.
Did you write a **paragraph** about the **giraffe** that won a **trophy**?
- 22 My **daughter ought** to use a **brighter flashlight**.
The **naughty** child was at **fault** for the **nightly** mess in the kitchen.
- 23 The **calf walked** to the door and **gnawed** on the **wreath**.
Did the **climber fasten** the rope to his **wrist**?
- 24 I'm on a **mission** to **educate** students about the problems of **pollution**.
Does the **musician's expression express** her feeling about the **music**?
- 25 The **pilot** saw the **gigantic volcano** erupt.
Is this **climate really** to your liking?
- 26 I **heard** a **herd** of cattle heading **straight** for the **strait**.
Their **ceiling** needed **sealing** over **there**.
- 27 The **angel** was **quite quiet**.
Did a **loose** pitch cause the **pitcher** to **lose** the game?
- 28 The **tireless** volunteer was **hopeful** that she could help the **homeless** family.
Did the **friendly** teacher show **goodness** and **kindness** toward the **fearful** student?
- 29 I always **disappoint** myself when I am **unkind** or **dishonest**.
I'm **uncomfortable** when we **disagree** about how to **rewrite** the report.
- 30 The **experiment** needed a very low **temperature** for the **oxygen** to freeze.
There was a lively **discussion** about everyone's **favorite computer**.

Building Spelling Skills

NAME _____

WEEK**1**

bridge
gravity
hungry
eclipse
secret
applaud
laundry
trouble
attract
twilight
between
describe
snowflake
freedom
slimy
glance
burglar
switch

bonus word_____
bonus word

© Evan-Moor Corp. • EMC 270.8

Building Spelling Skills

NAME _____

WEEK**2**

attach
where
sandwich
change
watch
singer
slippery
spring
gather
these
thread
athlete
worth
thirsty
whisper
whistle
awhile
nowhere

bonus word_____
bonus word

© Evan-Moor Corp. • EMC 270.8

Building Spelling Skills

NAME _____

WEEK**3**

fact
began
clasp
rapid
able
later
space
stranger
grade
display
main
explain
freight
neighbor
weigh
vein
April
ankle

bonus word_____
bonus word

© Evan-Moor Corp. • EMC 270.8

Building Spelling Skills

NAME _____

WEEK
4

then
else
edge
when
tenth
empty
sketch
spelling
easy
eager
sneakers
mean
fifteen
receive
piece
believe
people
squeeze

bonus word_____
bonus word

© Evan-Moor Corp. • EMC 2708

Building Spelling Skills

NAME _____

WEEK
5

since
which
inch
string
picnic
shrimp
title
mind
wild
decide
why
skyscraper
buy
right
lightning
write
cypress
bicycle

bonus word_____
bonus word

© Evan-Moor Corp. • EMC 2708

Building Spelling Skills

NAME _____

WEEK
6

strong
wrong
copy
cloth
problem
bottom
whole
explode
control
shown
bowl
October
smoky
coach
throat
toast
doughnut
foe

bonus word_____
bonus word

© Evan-Moor Corp. • EMC 2708

Building Spelling Skills

NAME _____

WEEK
7

blush
crutch
crunch
grumpy
much
umpire
uncle
none
does
fuel
cute
cubicle
human
future
usual
uniform
used
beautiful

bonus word_____
bonus word

© Evan-Moor Corp. • EMC 270-8

Building Spelling Skills

NAME _____

WEEK
8

follow
matter
summer
million
dollar
scissors
cattle
address
office
supertime
blizzard
penny
wrapper
wallet
occurrence
village
collide
battle

bonus word_____
bonus word

© Evan-Moor Corp. • EMC 270-8

Building Spelling Skills

NAME _____

WEEK
9

Tuesday
Wednesday
Thursday
Saturday
January
February
July
August
September
November
month
year
holiday
autumn
season
calendar
second
minute

bonus word_____
bonus word

© Evan-Moor Corp. • EMC 270-8

Building Spelling Skills

NAME _____

WEEK
10

across
alone
among
brother
again
front
banana
appear
compass
pedal
given
heaven
mountain
ocean
cousin
purchase
often
color

bonus word_____
bonus word

© Evan-Moor Corp. • EMC 2708

Building Spelling Skills

NAME _____

WEEK
11

didn't
that's
they're
you're
couldn't
haven't
o'clock
we're
isn't
I'm
it's
who's
they'd
could've
they've
you'll
don't
aren't

bonus word_____
bonus word

© Evan-Moor Corp. • EMC 2708

Building Spelling Skills

NAME _____

WEEK
12

anyone
however
everything
himself
birthday
herself
somewhere
afternoon
chalkboard
daydream
downstairs
grandparents
breakfast
outfield
scarecrow
nobody
dragonfly
keyboard

bonus word_____
bonus word

© Evan-Moor Corp. • EMC 2708

Building Spelling Skills

NAME _____

WEEK
13

lived
living
rattled
rattling
studied
studying
traveled
traveling
changed
changing
appeared
appearing
raced
racing
hoped
hoping
wrapped
wrapping

bonus word_____
bonus word**Building Spelling Skills**

NAME _____

WEEK
14

cleaner
cleanest
bigger
biggest
earlier
earliest
quicker
quickest
busier
busiest
rougher
roughest
heavier
heaviest
happier
happiest
lazier
laziest

bonus word_____
bonus word**Building Spelling Skills**

NAME _____

WEEK
15

early
earth
search
service
wonder
surface
curly
shirt
thirty
doctor
sailor
shower
bakery
another
barber
collar
worse
world

bonus word_____
bonus word

Building Spelling Skills

NAME _____

WEEK
16

leaf
leaves
wolf
wolves
potato
potatoes
roof
roofs
family
families
library
libraries
journey
journeys
hero
heroes
ditch
ditches

bonus word_____
bonus word

© Evan-Moor Corp. • EMC 2708

Building Spelling Skills

NAME _____

WEEK
17

also
bought
cough
almost
false
officer
soft
stalk
halt
faucet
saucer
caution
lawyer
awesome
stall
crawl
awful
because

bonus word_____
bonus word

15

© Evan-Moor Corp. • EMC 2708

Building Spelling Skills

NAME _____

WEEK
18

cinder
circle
cardinal
cereal
cycle
concert
dancer
celebrate
twice
dangerous
strange
ledge
damage
geography
gentle
signal
regular
sugar

bonus word_____
bonus word

© Evan-Moor Corp. • EMC 2708

Building Spelling Skills

NAME _____

WEEK
19

shoes
clues
wound
junior
truth
duty
news
through
few
who
schoolroom
whose
conclusion
June
shampoo
cruel
choose
ruin

bonus word_____
bonus word

© Evan-Moor Corp. • EMC 270.8

Building Spelling Skills

NAME _____

WEEK
20

voice
oyster
voyage
annoy
choice
avoid
appoint
enjoy
moisture
noise
drown
amount
fountain
crowded
southwest
thousand
flour
pronounce

bonus word_____
bonus word

© Evan-Moor Corp. • EMC 270.8

Building Spelling Skills

NAME _____

WEEK
21

enough
tougher
fifty
pharmacy
alphabet
nephew
trophy
paragraph
telephone
photograph
giraffe
forest
figure
refrigerator
draft
phrase
traffic
chief

bonus word_____
bonus word

© Evan-Moor Corp. • EMC 270.8

Building Spelling Skills

NAME _____

WEEK
22

frighten
flight
brighter
flashlight
mighty
delight
tighten
nightly
sight
brought
ought
thought
fought
caught
daughter
taught
naughty
fault

bonus word_____
bonus word

© Evan-Moor Corp. • EMC 2708

Building Spelling Skills

NAME _____

WEEK
23

calf
walked
ghost
gnawed
climber
wreath
listen
island
scent
wrench
judge
fasten
wrist
doubt
knock
answer
knelt
sign

bonus word_____
bonus word

© Evan-Moor Corp. • EMC 2708

Building Spelling Skills

NAME _____

WEEK
24

action
fiction
mission
divide
division
attend
attention
pollute
pollution
express
expression
educate
education
music
musician
magic
magician
physician

bonus word_____
bonus word

© Evan-Moor Corp. • EMC 2708

Building Spelling Skills

NAME _____

WEEK
25

lazy
volcano
flavor
piano
recent
really
item
pilot
triangle
climate
gigantic
program
obey
puny
prepare
vacant
pulley
menu

bonus word_____
bonus word**Building Spelling Skills**

NAME _____

WEEK
26

herd
heard
clothes
close
hour
our
two
too
their
there
ceiling
sealing
shoot
chute
strait
straight
medal
meddle

bonus word_____
bonus word**Building Spelling Skills**

NAME _____

WEEK
27

quiet
quite
angel
angle
already
all ready
desert
dessert
weather
whether
pitcher
picture
loose
lose
aisle
isle
dairy
diary

bonus word_____
bonus word

Building Spelling Skills

NAME _____

WEEK
28

hopeless
careless
homeless
tireless
hopeful
fearful
cheerful
careful
graceful
happily
friendly
angrily
swiftly
suddenly
darkness
goodness
sadness
kindness

bonus word_____
bonus word

© Evans-Moor Corp. • EMC 2708

Building Spelling Skills

NAME _____

WEEK
29

disappear
disappoint
disagree
dishonest
unable
uncertain
unbeaten
uncomfortable
unkind
unknown
rewrite
review
rebuild
recall
misbehave
misuse
misunderstand
misspell

bonus word_____
bonus word

© Evans-Moor Corp. • EMC 2708

Building Spelling Skills

NAME _____

WEEK
30

multiply
imagination
favorite
computer
citizenship
invisible
undercover
enjoyment
discussion
America
unusual
example
melody
temperature
understanding
experiment
explanation
oxygen

bonus word_____
bonus word

© Evans-Moor Corp. • EMC 2708

Spelling List

This Week's Focus:

- Spell words with consonant blends
- Spell two-syllable words

STEP 1 Read and Spell

- bridge
- gravity
- hungry
- eclipse
- secret
- applaud
- laundry
- trouble
- attract
- twilight
- between
- describe
- snowflake
- freedom
- slimy
- glance
- burglar
- switch
- _____ bonus word
- _____ bonus word

STEP 2 Copy and Spell

fold

STEP 3 Cover and Spell

Word Meaning

Fill in the blanks.

Building Spelling Skills

WEEK
1

bridge	gravity	hungry	eclipse	between
trouble	attract	laundry	twilight	snowflake
freedom	slimy	glance	burglar	switch

1. The _____ lost his _____ when he was sent to jail.
2. Did you see the _____ of the sun?
3. The _____ was pretty to look at before it melted.
4. The boy was so _____ that he ate _____ meals.
5. White flowers _____ moths after _____.
6. She took one _____ at the _____ worm and screamed.
7. I had so many dirty clothes that I had _____ finishing my _____ in time for the party.

My Spelling Dictation

Write the sentences. Circle the spelling words.

1. _____

2. _____

Word Study

Building Spelling Skills

WEEK
1

Fill in the missing letters to make spelling words.

br gr tr tw fr gl sw sn

1. bur_ gl _ar

5. hun_ _ _y

9. at_ _ _act

2. _ _ _ _ _ance

6. _ _ _ _ _ilght

10. be_ _ _ _ _een

3. _ _ _ _ _ouble

7. _ _ _ _ _eedom

11. _ _ _ _ _owflake

4. _ _ _ _ _avity

8. _ _ _ _ _idge

12. _ _ _ _ _itch

Circle the words with the sound of e as in we.

Underline the words that have a silent e as in make.

glance

freedom

snowflake

between

trouble

secret

eclipse

bridge

Match syllables to make spelling words.

Write the complete words on the lines.

1. hun_ _ _ _ _ cret

2. se_ _ _ _ _ gry

3. laun_ _ _ _ _ ble

4. trou_ _ _ _ _ light

5. twi_ _ _ _ _ dry

6. be_ _ _ _ _ dom

7. snow_ _ _ _ _ flake

8. free_ _ _ _ _ tween

1. _ _ _ _ _ hungry _ _ _ _ _

2. _ _ _ _ _

3. _ _ _ _ _

4. _ _ _ _ _

5. _ _ _ _ _

6. _ _ _ _ _

7. _ _ _ _ _

8. _ _ _ _ _

Edit for Spelling

Building Spelling Skills

WEEK
1

Circle the word in each row that is spelled correctly.

- | | | | |
|------------|----------|----------|---------|
| 1. freedom | fredom | freedum | ferdom |
| 2. betwen | between | beetwen | betwin |
| 3. twiliht | tylight | twilight | twilite |
| 4. atract | attract | attracte | attrat |
| 5. trouble | truble | troubl | troubel |
| 6. applad | applause | applawd | applaud |
| 7. bredge | bridg | bridge | brige |
| 8. secrat | secret | seecret | secrit |

Circle the misspelled words in the sentences.
Write them correctly on the lines.

1. One glanc at the food and I was hugry.

2. Would you like to swich to a new lawndry soap?

3. Please dascribe the slimee bug.

4. Gravety pulled the snoflak to the ground.

5. The burgler was caught during an eclips of the sun.

Spelling List

This Week's Focus:

- Spell words with consonant digraphs spelled th, ch, tch, and wh
- Spell words with the /er/ sound spelled er and ir
- Spell words that begin with spr and thr

STEP 1 Read and Spell

- attach
- where
- sandwich
- change
- watch
- singer
- slippery
- spring
- gather
- these
- thread
- athlete
- worth
- thirsty
- whisper
- whistle
- awhile
- nowhere
- _____ bonus word
- _____ bonus word

STEP 2 Copy and Spell

fold

STEP 3 Cover and Spell

Word Meaning

Fill in the blanks.

Building Spelling Skills

WEEK
2

1. Do you know _____ he put the bottle of _____ water?
(where, nowhere) (spring, these)
2. The _____ wanted to rest _____.
(worth, athlete) (awhile, nowhere)
3. Blow your _____ and have the students _____ by the flagpole.
(whisper, whistle) (attach, gather)
4. Would you please _____ children?
(watch, where) (nowhere, these)
5. I don't like peanut butter. May I _____ my _____?
(attach, change) (thread, sandwich)
6. The _____ performs the song in a _____.
(worth, singer) (whisper, nowhere)
7. He was _____ but there was _____ in the desert to get a drink.
(attach, thirsty) (nowhere, where)
8. The slide isn't _____ much if it isn't _____.
(worth, attach) (slippery, thread)

My Spelling Dictation

Write the sentences. Circle the spelling words.

1. _____

2. _____

Answer the questions using spelling words.

1. Which words contain the digraph **th**?

Circle every **th** that has the sound you hear in **thin** or **the**.

these _____

2. Which words contain the digraph **ch**?

Circle every **ch** that has the sound you hear in **chin**.

3. Which word contains the digraph **tch**?

Circle the **tch** that has the sound you hear in **catch**.

4. Which words contain the digraph **wh**?

Fill in the missing digraphs to make spelling words.

th

ch

tch

wh

1. no_____ere

6. a_____ile

11. _____read

2. _____irsty

7. wor_____

12. _____isper

3. wa_____

8. ga_____er

13. sandwi_____

4. _____ere

9. _____ange

14. a_____lete

5. atta_____

10. _____ese

15. _____istle

Edit for Spelling

Building Spelling Skills

WEEK
2

Underline the words that are spelled correctly.

sandwitch

singor

slipperry

worth

awile

thes

spring

wisper

nowhere

wach

whistle

thursty

Circle the misspelled words in the sentences.
Write them correctly on the lines.

1. Atach a note to the sack containing the sandwech.

2. The athle was thirsdy.

3. Everyone wached the singr.

4. Please whispor awile before the play begins.

5. No where are seashells wurth more than here.

6. I like to whistel when winter changs to spring.

This Week's Focus:

- Spell words with the short a sound
- Spell words with the long a sound spelled a, ai, ay, eigh, and ei

STEP
1

- 20.

STEP
2

3

Word Meaning

Fill in the blanks.

Building Spelling Skills

WEEK
3

able

space

stranger

grade

display

explain

neighbor

weigh

April

ankle

1. I'm in the fourth _____ at school.
2. My next-door _____ moved in during the month of _____.
3. My mom says to never talk to a _____.
4. Let me _____ why I want to borrow a dollar.
5. I hurt my _____ but I'm _____ to walk on it.
6. I _____ 60 pounds.
7. I will put my dog on _____ at the next dog show.
8. My dentist said I didn't have enough _____ between my teeth.

My Spelling Dictation

Write the sentences. Circle the spelling words.

1. _____

2. _____

Word Study

Building Spelling Skills

WEEK
3

List the spelling words with the sound of long a.

Then circle the letters that make the long a sound. Circle the letters a, ai, ay, ei, or eigh.

1. explain

2. _____

3. _____

4. _____

5. _____

6. _____

7. _____

8. _____

9. _____

10. _____

11. _____

12. _____

13. _____

List the spelling words with the sound of short a. Then circle the letters that make the short a sound.

1. _____

2. _____

3. _____

4. _____

5. _____

Match syllables to make words. Write the complete word on the line.

1. neigh play

2. dis bor

3. be ger

4. ex id

5. stran gan

6. rap plain

1. _____

2. _____

3. _____

4. _____

5. _____

6. _____

Circle the 15 misspelled words in the story below.

Write them correctly on the lines.

April's Space Report

April wrote a report and made a display about space. Her report began with many facts. She explained how much a person would weigh on the moon, the rapid speed of light, and even stranger things. Her display had one main feature, a picture of the freight the space shuttle carries.

All of April's hard work was rewarded. Her project was given an A grade. Later that afternoon, April showed her project to her neighbor. Her neighbor gave April a big hug.

_____	_____
_____	_____
_____	_____
_____	_____
_____	_____
_____	_____
_____	_____
_____	_____

Spelling List

This Week's Focus:

- Spell words with the short e sound
- Spell words with the long e sound spelled ea, ee, ei, ie, e, and eo

STEP 1 Read and Spell

- then
- else
- edge
- when
- tenth
- empty
- sketch
- spelling
- easy
- eager
- sneakers
- mean
- fifteen
- receive
- piece
- believe
- people
- squeeze
- _____ bonus word
- _____ bonus word

STEP 2 Copy and Spell

fold

STEP 3 Cover and Spell

Word Meaning

Fill in the blanks with spelling words.

Building Spelling Skills

WEEK
4

else	when	tenth	empty
sketch	easy	eager	sneakers
mean	fifteen	receive	piece
believe	spelling	people	squeeze

1. Fred tried to _____ all the juice out of the _____ of fruit.
2. What _____ could the _____ do but laugh?
3. There were _____ runners in the race. Frederica came in _____.
4. How many _____ words do you _____ you can spell correctly?
5. Does the _____ bag _____ that someone took our lunch?
6. Fred was always _____ to _____ pictures in art class.
7. The athlete found running _____ when she wore _____.
8. _____ will you _____ the letter?

My Spelling Dictation

Write the sentences. Circle the spelling words.

1. _____

2. _____

Word Study

Building Spelling Skills

WEEK
4

Underline the words with the long e sound.

Circle the letters that make the long e sound. Circle the letters e, ee, ie, ea, ei, eo, or y.

- | | | | |
|-------------------|-------------|-------------|--------------|
| 1. <u>squeeze</u> | 6. sneakers | 11. mean | 16. spelling |
| 2. else | 7. sketch | 12. fifteen | 17. people |
| 3. believe | 8. easy | 13. receive | 18. then |
| 4. when | 9. eager | 14. piece | |
| 5. tenth | 10. empty | 15. edge | |

Underline the words with the same vowel sound you hear in bed.

Circle the letter that makes that sound.

- | | | | |
|----------------|-------------|--------------|------------|
| 1. <u>when</u> | 6. edge | 11. else | 16. easy |
| 2. mean | 7. sketch | 12. fifteen | 17. people |
| 3. believe | 8. spelling | 13. eager | 18. then |
| 4. piece | 9. receive | 14. squeeze | |
| 5. empty | 10. tenth | 15. sneakers | |

Write the correct spelling for the long e sound in these words. Write ie or ei.

bel_____ve

rec_____ve

p_____ce

Write the spelling words that mean about the same as these words.

- | | | | |
|-----------------|-------|----------------|-------|
| 1. grip | _____ | 6. unkind | _____ |
| 2. enthusiastic | _____ | 7. trust | _____ |
| 3. part | _____ | 8. drawing | _____ |
| 4. void | _____ | 9. border | _____ |
| 5. get | _____ | 10. effortless | _____ |

Edit for Spelling

Building Spelling Skills

WEEK
4

Circle the word in each row that is spelled correctly.

- | | | | |
|--------------|---------|---------|-----------|
| 1. beleive | believ | believe | beleev |
| 2. peice | piece | piec | pece |
| 3. receive | recieve | reciev | resieve |
| 4. eles | else | alse | ellse |
| 5. easy | easee | esy | eazy |
| 6. scetch | skech | skecth | sketch |
| 7. impty | emty | empty | empte |
| 8. meen | mean | mene | meane |
| 9. squeeze | squeez | squeeze | skweez |
| 10. spelling | spelng | spelln | speleling |
| 11. people | people | peple | peopel |
| 12. eager | eger | eagar | aeger |

Circle the misspelled words in the sentences. Write them correctly on the lines.

1. I was the tanth in a line of fifeteen peple.

2. My sneekers got wet. Than my socks got wet.

3. Whin did you want to play at my house?

4. Do you know what els will happen if you stand too close to the edg?

Spelling List

This Week's Focus:

- Spell words with the short i sound
- Spell words with the long i sound spelled i, y, igh, and uy

STEP 1 Read and Spell

1. since
2. which
3. inch
4. string
5. picnic
6. shrimp
7. title
8. mind
9. wild
10. decide
11. why
12. skyscraper
13. buy
14. right
15. lightning
16. write
17. cypress
18. bicycle
19. _____
bonus word
20. _____
bonus word

STEP 2 Copy and Spell

STEP 3 Cover and Spell

fold

Word Meaning


Complete the crossword puzzle using spelling words.

Down

1. to purchase
2. the name of a book
3. _____ one?
5. a thin rope; cord
6. an outdoor meal
9. not tame

Across

3. a question word
4. a measurement
5. a building
7. to make up your mind
8. from then until now
9. to put words on paper
10. correct



My Spelling Dictation

Write the sentences. Circle the spelling words.

1. _____

2. _____

Word Study

Building Spelling Skills

WEEK
5

Write the spelling words in the correct column.

mind
inch
why
picnic

bicycle
which
skyscraper
lightning

shrimp
since
buy
write

title
wild
string
right

decide
cypress

i as in **fix**

i as in **pie**

Match syllables to make words. Write the complete words on the lines.

- | | |
|----------|-------|
| 1. ti | cide |
| 2. pic | ning |
| 3. de | tle |
| 4. light | nic |
| 5. cy | press |

- | | |
|----|-------|
| 1. | _____ |
| 2. | _____ |
| 3. | _____ |
| 4. | _____ |
| 5. | _____ |

Edit for Spelling

Building Spelling Skills

WEEK
5

Circle the word in each row that is spelled correctly.

- | | | | |
|-----------|--------|--------|-------|
| 1. sens | cince | since | senc |
| 2. writ | write | rite | rwrit |
| 3. string | streng | strin | streg |
| 4. titl | titel | tittle | title |

Circle the 11 misspelled words below.
Write them correctly on the lines.

One Bad Picnic

The picnc was wilde. Wy, you ask? First, my bicyle had a flat on the way there. Second, there was litng and an inc of rain on the ground. Third, I couldn't dicide whitch to eat, shremp or fish. Fourth, a skiscraper blocked the sun. Finally, a cipress tree fell on our table.

_____	_____
_____	_____
_____	_____
_____	_____
_____	_____
_____	_____

Spelling List

This Week's Focus:

- Spell words with the short o sound
- Spell words with the long o sound spelled o, ow, oa, ou, and oe

STEP 1 Read and Spell

- strong
- wrong
- copy
- cloth
- problem
- bottom
- whole
- explode
- control
- shown
- bowl
- October
- smoky
- coach
- throat
- toast
- doughnut
- foe
- _____ bonus word
- _____ bonus word

STEP 2 Copy and Spell

STEP 3 Cover and Spell

fold

Word Meaning

Answer the questions using spelling words.

1. Which spelling word is the antonym for...?

a. weak _____

b. part _____

c. give freedom _____

d. do differently _____

e. solution _____

f. right _____

g. top _____

h. friend _____

2. What do you call...?

a. a month in the fall _____

b. an object that holds breakfast cereal _____

c. a pastry with a hole in it _____

d. warm, browned bread _____

e. material for making clothes _____

f. the part of the body food goes down _____

g. a person who teaches soccer _____

My Spelling Dictation

Write the sentences. Circle the spelling words.

1. _____

2. _____

Word Study

Building Spelling Skills

WEEK
6

Write the spelling words in the correct column.

strong

foe

wrong

doughnut

throat

toast

coach

cloth

problem

copy

smoky

whole

explode

shown

bowl

bottom

o as in **fox**

o as in **hope**

Circle the silent letter or letters in each word.

wrong

whole

shown

bowl

explode

doughnut

foe

throat

Edit for Spelling

Building Spelling Skills

WEEK
6

Circle the misspelled words in the sentences.

Write them correctly on the lines.

1. I enjoy eating a donat on a cold octobr morning.

2. What went rong with the strang rope?

3. Copee that probelm.

4. I was shoan where to put my boal.

5. The coch car on the train was too smokey.

6. Are you a friend or fo?

7. The tost got stuck in my throt.

8. The hole battom of my pants got wet.

9. I watched the fireworks explod.

Spelling List

This Week's Focus:

- Spell words with the short u sound
- Spell words with the long u sound spelled ue, u, and eau

STEP 1 Read and Spell

- blush
- crutch
- crunch
- grumpy
- much
- umpire
- uncle
- none
- does
- fuel
- cute
- cubicle
- human
- future
- usual
- uniform
- used
- beautiful
- _____ bonus word
- _____ bonus word

STEP 2 Copy and Spell

fold

STEP 3 Cover and Spell

Word Meaning

Building Spelling Skills

WEEK
7

Write the letter of the meaning on the line in front of the spelling word.

- | | | |
|-------|-------------|-----------------------|
| _____ | 1. blush | a. to grind or chew |
| _____ | 2. crutch | b. irritable |
| _____ | 3. crunch | c. to turn pink |
| _____ | 4. grumpy | d. a parent's brother |
| _____ | 5. much | e. zero |
| _____ | 6. umpire | f. a person |
| _____ | 7. uncle | g. the time ahead |
| _____ | 8. none | h. many in number |
| _____ | 9. does | i. a sports judge |
| _____ | 10. fuel | j. common |
| _____ | 11. cute | k. performs an action |
| _____ | 12. cubicle | l. adorable |
| _____ | 13. human | m. a small space |
| _____ | 14. future | n. a support |
| _____ | 15. usual | o. an energy source |

My Spelling Dictation

Write the sentences. Circle the spelling words.

1. _____

2. _____

Word Study

Building Spelling Skills

WEEK
7

Write the spelling words in the correct column.

blush
crunch
cute
umpire

uniform
human
much
none

usual
grumpy
fuel
does

crutch
cubicle
uncle
used

u as in **cup**

u as in **use**

Match syllables to make spelling words.
Write the complete words on the lines.

1. grum ture _____
2. um man _____
3. hu cle _____
4. un pire _____
5. fu py _____

6. beau u ful _____
7. un i al _____
8. us i cle _____
9. cub ti form _____

Edit for Spelling

Building Spelling Skills

WEEK
7

Circle the 12 misspelled words below.
Write them correctly on the lines.

Soccer Is a Wonderful Game

Unless...

Your uncl says your uniform is cut.

There's no fule in the van so non of the team players show up on time
for the game.

The umpir is grompy.

The beutiful playing field is covered in mud.

You hear a crunh when you kick the ball.

You blash when you slip and fall.

You need a cruth to get off the field.

And finally, you don't get to play mutch.

_____	_____
_____	_____
_____	_____
_____	_____
_____	_____
_____	_____

Spelling List

This Week's Focus:

- Spell words with double consonants
- Divide words with double consonants into syllables

STEP 1 Read and Spell

1. follow
2. matter
3. summer
4. million
5. dollar
6. scissors
7. cattle
8. address
9. office
10. supertime
11. blizzard
12. penny
13. wrapper
14. wallet
15. occurrence
16. village
17. collide
18. battle
19. _____
bonus word
20. _____
bonus word

fold

STEP 2 Copy and Spell

STEP 3 Cover and Spell

Word Meaning

Complete the crossword puzzle using spelling words.

Building Spelling Skills


WEEK
8

Down

1. a place of employment
3. the location of a building
4. to go behind
6. material
8. a large number
10. less than a nickel

Across

2. a small town
5. a happening
7. a season
9. 8 quarters = 2 _____
11. a container for money
12. an outer paper covering



My Spelling Dictation

Write the sentences. Circle the spelling words.

1. _____

2. _____

Word Study

Fill in the missing double letters to make spelling words.

Building Spelling Skills

WEEK
8

cc dd ff ll mm nn pp rr ss tt zz

1. a_____ress

7. pe_____y

13. ma_____er

2. bli_____ard

8. mi_____ion

14. su_____er

3. wa_____et

9. vi_____age

15. ca_____le

4. co_____ide

10. ba_____le

16. do_____ar

5. o_____ice

11. fo_____ow

17. su_____ertime

6. wra_____er

12. sci_____ors

18. o_____u_____ence

Match syllables to make spelling words.

Write the complete words on the lines.

1. fol lide _____

7. vil ny _____

2. bat low _____

8. wal lar _____

3. mat ter _____

9. pen lage _____

4. col tle _____

10. scis let _____

5. of tle _____

11. dol sors _____

6. cat fice _____

12. mil lion _____

Edit for Spelling

Building Spelling Skills

WEEK
8

Circle the words that are spelled correctly.

folow

dollar

walet

village

collide

batle

matler

cattle

rapper

peny

occurence

suppertime

million

adress

summer

scisors

Circle the misspelled words in the sentences.
Write them correctly on the lines.

1. My ofice is in a small villag.

2. My addres is 402 Sumer Lane.

3. I folow the rule to never run with scisors.

4. Your change is four dollers and one pennie.

5. The blizzerd must have had a millon snowflakes.

6. Did you see the catle batle over that salt lick?

Spelling List

This Week's Focus:

- Spell time and calendar words
- Identify word origins

STEP 1 Read and Spell

- Tuesday
- Wednesday
- Thursday
- Saturday
- January
- February
- July
- August
- September
- November
- month
- year
- holiday
- autumn
- season
- calendar
- second
- minute
- _____ bonus word
- _____ bonus word

fold

STEP 2 Copy and Spell

STEP 3 Cover and Spell

Word Meaning

Building Spelling Skills

WEEK
9

Answer these questions using spelling words.

1. Name the months.

a. _____

d. _____

b. _____

e. _____

c. _____

f. _____

2. Name the days of the week.

a. _____

c. _____

b. _____

d. _____

3. What has 12 months in it?

4. What has about 30 days in it?

Fill in the blanks using spelling words.

1. Autumn is one of the four _____.

2. A _____ can be used to know the day and date.

My Spelling Dictation

Write the sentences. Circle the spelling words.

1. _____

2. _____

Word Study

Building Spelling Skills

WEEK
9

The days of the week are named for the sun, moon, and figures from mythology.

Write the letter of the word origin on the line in front of the day.

- | | | |
|-------|--------------|----------------------------------|
| _____ | 1. Sunday | a. moon |
| _____ | 2. Monday | b. Tiu, god of war |
| _____ | 3. Tuesday | c. sun |
| _____ | 4. Wednesday | d. Saturn, Roman god of farming |
| _____ | 5. Thursday | e. Freya, Norse goddess of love |
| _____ | 6. Friday | f. Thor, Norse god of thunder |
| _____ | 7. Saturday | g. Woden, king of the Norse gods |

The names of the months come from Latin, the language spoken in ancient Rome.

Write the letter of the Latin word on the line in front of the month.

- | | | |
|-------|--------------|--------------------------------|
| _____ | 1. January | a. octo |
| _____ | 2. February | b. decem |
| _____ | 3. March | c. februa |
| _____ | 4. April | d. septem |
| _____ | 5. May | e. novem |
| _____ | 6. June | f. Janus |
| _____ | 7. July | g. aprilis |
| _____ | 8. August | h. Maia |
| _____ | 9. September | i. Mars |
| _____ | 10. October | j. Juno |
| _____ | 11. November | k. named after Augustus Caesar |
| _____ | 12. December | l. named after Julius Caesar |

Edit for Spelling

Building Spelling Skills

WEEK
9

Circle the words that are spelled correctly.

September

seeson

calendr

holiday

year

month

Thursday

Tuesday

atumn

Augest

July

Satureday

February

second

minate

Wednesday

Circle the misspelled words in the sentences.
Write them correctly on the lines.

1. Our holeday starts on Wednsday.

2. Please find the mounth of Janary on the calendar.

3. How many mintes and seconts did I take to run four laps?

4. Tusday and Thersday are the days we have art class.

5. Juli 4th is an important day in the United States.

6. I enjoy watching Satarday morning cartoons.

Spelling List

This Week's Focus:

- Spell words with the schwa sound
- Spell words with the short u sound spelled o

STEP 1 Read and Spell

- across
- alone
- among
- brother
- again
- front
- banana
- appear
- compass
- pedal
- given
- heaven
- mountain
- ocean
- cousin
- purchase
- often
- color
- _____ bonus word
- _____ bonus word

STEP 2 Copy and Spell

STEP 3 Cover and Spell

fold

Word Meaning

Fill in the blanks with spelling words.

Building Spelling Skills

WEEK
10

1. I went to the store to _____ a yellow _____.
2. I use a _____ to navigate my boat on the _____.
3. I had to _____ my bike _____ a bridge.
4. The climber reached the peak of the _____.
5. When my puppy is left _____ he starts to whine.
6. How _____ do you think the puppy will whine tonight?
7. I was _____ a red flower. That is my favorite _____.
8. Do you know my _____ and my _____?
9. Who will _____ when we knock on the _____ door?
10. I hope to see you _____ tomorrow.

My Spelling Dictation

Write the sentences. Circle the spelling words.

1. _____

2. _____

Word Study

Building Spelling Skills

WEEK
10

Write the symbol ə over the letter or letters that make the schwa sound.

ə

across

alone

among

again

about

appear

brother

banana

compass

heaven

mountain

ocean

cousin

given

often

Divide these words into syllables.

1. across a cross

10. given

2. alone

11. heaven

3. among

12. ocean

4. again

13. cousin

5. appear

14. purchase

6. mountain

15. often

7. brother

16. color

8. compass

17. pedal

9. banana

Edit for Spelling

Building Spelling Skills

WEEK
10

Circle the word in each row that is spelled correctly.

- | | | | |
|------------|--------|---------|---------|
| 1. heven | heaven | heavan | heavun |
| 2. ocean | ocein | osean | oshun |
| 3. collor | colar | coler | color |
| 4. pedel | pedal | pedle | peddel |
| 5. apear | apper | appere | appear |
| 6. again | agin | agan | ugin |
| 7. bananna | banana | banaana | bannana |
| 8. frunt | frant | front | phrunt |

Circle the misspelled words in the sentences.
Write them correctly on the lines.

1. My cousan, brothur, and I went on a hike across the mowntens.

2. We pruchased a compas so we wouldn't get lost among all the trees.

3. It was awful to be all alon at night in the forest.

4. How often would you go on a hike if you were givan the chance?

Spelling List

This Week's Focus:

- Spell contractions

STEP 1 Read and Spell

1. didn't
2. that's
3. they're
4. you're
5. couldn't
6. haven't
7. o'clock
8. we're
9. isn't
10. I'm
11. it's
12. who's
13. they'd
14. could've
15. they've
16. you'll
17. don't
18. aren't

19. _____
bonus word

20. _____
bonus word

STEP 2 Copy and Spell

STEP 3 Cover and Spell

Word Meaning

Fill in the blanks with spelling words.

1. _____ all done with my homework.
2. I _____ want to do homework after 7 _____.
3. I wonder _____ knocking at the door?
4. Why _____ you playing outside?
5. It _____ my job to clean your room.
6. _____ anyone see what happened?
7. _____ time to go to school.
8. _____ going to our dance class.
9. _____ my best friend.

My Spelling Dictation

Write the sentences. Circle the spelling words.

1. _____

2. _____

Word Study

Building Spelling Skills

WEEK
11

A contraction is a word formed from two words by leaving out some letters. Use an apostrophe to replace any missing letters.

Write the contraction. Then write the missing letter or letters.

- | | | |
|------------------|-----------------------------|-----------------------------|
| 1. are not | <u>aren't</u> | <u>o</u> |
| 2. do not | <u> </u> | <u> </u> |
| 3. you will | <u> </u> | <u> </u> |
| 4. they have | <u> </u> | <u> </u> |
| 5. could have | <u> </u> | <u> </u> |
| 6. they would | <u> </u> | <u> </u> |
| 7. who is | <u> </u> | <u> </u> |
| 8. it is | <u> </u> | <u> </u> |
| 9. I am | <u> </u> | <u> </u> |
| 10. is not | <u> </u> | <u> </u> |
| 11. we are | <u> </u> | <u> </u> |
| 12. of the clock | <u> </u> | <u> </u> |
| 13. have not | <u> </u> | <u> </u> |
| 14. could not | <u> </u> | <u> </u> |
| 15. you are | <u> </u> | <u> </u> |
| 16. they are | <u> </u> | <u> </u> |
| 17. that is | <u> </u> | <u> </u> |
| 18. did not | <u> </u> | <u> </u> |

Edit for Spelling

Building Spelling Skills

WEEK
11

Write the missing apostrophe in the correct place.

- | | | |
|------------|------------|-------------|
| 1. Im | 7. youll | 13. havent |
| 2. its | 8. dont | 14. couldnt |
| 3. whos | 9. arent | 15. youre |
| 4. theyd | 10. isnt | 16. thats |
| 5. couldve | 11. were | 17. theyre |
| 6. theyve | 12. oclock | 18. didnt |

Circle the misspelled words in the sentences.
Write them correctly on the lines.

1. Please doesn't sit in that chair.

2. Thay're going to the store at 4 ol'clock.

3. Who'se seen my cat? I doen't know where he's gone!

4. You'r my best friend. Were' always having fun together.

5. Thats what Im' going to do. You'l want to do it, too. Its fun.

Spelling List

This Week's Focus:

- Spell compound words

STEP 1 Read and Spell

1. anyone
2. however
3. everything
4. himself
5. birthday
6. herself
7. somewhere
8. afternoon
9. chalkboard
10. daydream
11. downstairs
12. grandparents
13. breakfast
14. outfield
15. scarecrow
16. nobody
17. dragonfly
18. keyboard
19. _____
bonus word
20. _____
bonus word

fold

STEP 2 Copy and Spell

STEP 3 Cover and Spell

Word Meaning

Building Spelling Skills

WEEK
12

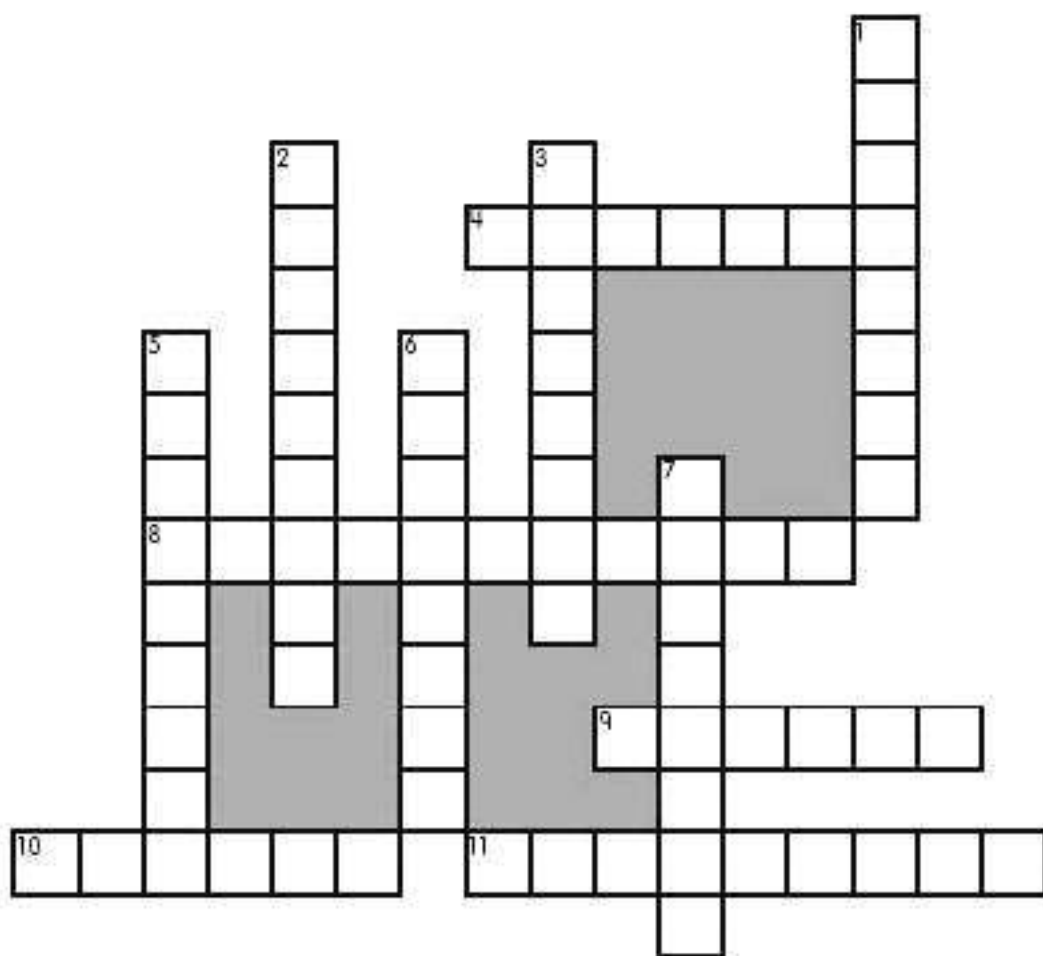
Complete the crossword puzzle using spelling words.

Down

1. in baseball, the area farthest from home plate
2. an early meal
3. a celebration
5. an insect
6. fantasy
7. where fingers go on computers

Across

4. the opposite of **herself**
8. one of your parents' parents
9. no one
10. any person
11. a figure made of straw



My Spelling Dictation

Write the sentences. Circle the spelling words.

1. _____

2. _____

Word Study

Building Spelling Skills

WEEK
12

A compound word is made from two shorter words.

Use one word from each column to make compound words. Cross out each word as you use it. Check your spelling to make sure that you form the compound words correctly.

Column 1

Column 2

Compound Words

chalk

parents

1. _____

some

noon

2. _____

after

ever

3. _____

how

self

4. _____

her

where

5. _____

grand

board

6. _____

Place a / between the parts of these compound words.

1. any/one

10. daydream

2. however

11. downstairs

3. everything

12. grandparents

4. himself

13. breakfast

5. birthday

14. outfield

6. herself

15. scarecrow

7. somewhere

16. nobody

8. afternoon

17. dragonfly

9. chalkboard

18. keyboard

Edit for Spelling

Building Spelling Skills

WEEK
12

Circle the misspelled words in the sentences.

Write them correctly on the lines.

1. Will any one who is having a birth day please stand up?

2. She wanted to do it her self. He wanted to do it himself.

3. This is every thing a dragon fly would eat.

4. Somewhere on my key borad is the key I need.

5. The teacher wrote the word "outfeild" on the chalk board.

6. No body knew the name of the scarcrow.

7. My grandparants always have break fast early in the morning.

8. He was day dreaming down stairs in a soft chair.

Circle the word in each row that is spelled correctly.

- | | | | |
|----------------|-------------|------------|------------|
| 1. out field | outfield | out-field | outfeild |
| 2. afternoon | after noon | after-noon | afternun |
| 3. every-thing | every thing | evrything | everything |
| 4. brakefast | breakfast | break fast | break-fast |
| 5. no body | no-body | nobody | noobody |

Spelling List

This Week's Focus:

- Spell words with the endings -ing and -ed

STEP 1 Read and Spell

- lived
- living
- rattled
- rattling
- studied
- studying
- traveled
- traveling
- changed
- changing
- appeared
- appearing
- raced
- racing
- hoped
- hoping
- wrapped
- wrapping
- _____ bonus word
- _____ bonus word

STEP 2 Copy and Spell

STEP 3 Cover and Spell

fold

Word Meaning

Building Spelling Skills

WEEK
13

Complete these tasks using spelling words.

1. Write three verbs that are in the present tense.

2. Write three verbs that are in the past tense.

3. Write the base word that means...

a. to go on a journey

b. to learn

c. to move quickly

d. to switch or alter

e. to exist

f. to wish

g. to clatter

h. to show up

My Spelling Dictation

Write the sentences. Circle the spelling words.

1. _____

2. _____

Word Study

Add **ing** to the base words. Write the new word on the line.
Check the box that shows how you changed the word.

1. live living
2. wrap _____
3. rattle _____
4. hope _____
5. study _____
6. race _____
7. travel _____
8. change _____
9. appear _____

no change	drop e	double final consonant
	✓	

Add **ed** to the base words. Write the new word on the line.
Check the box that shows how you changed the word.

1. live _____
2. wrap _____
3. rattle _____
4. hope _____
5. study _____
6. race _____
7. travel _____
8. change _____
9. appear _____

no change	change y to i	drop e	double final consonant

Edit for Spelling

Building Spelling Skills

WEEK
13

Circle the word in each row that is spelled correctly.

- | | | | |
|--------------|-----------|------------|-----------|
| 1. rattling | ratling | ratteling | rattlling |
| 2. raceing | racing | rasing | rassing |
| 3. travelled | trawled | travled | traveled |
| 4. chanjing | changeing | changing | changeng |
| 5. apearing | appearing | appearring | appering |

Circle the 8 misspelled words below.
Write the words correctly on the lines.

Changing Appearances

Ian was travel down a dirt road. He race to one side of the road and saw a tiny object hanging from a tree branch. He study the object for a long time. After a while, it changd. The wraping around the object split open. Perhaps, Ian thought, something live inside and wanted out. Right before Ian's eyes appear a butterfly. It was beautiful! Ian hope he would see the butterfly again someday.

_____	_____
_____	_____
_____	_____
_____	_____

Spelling List

This Week's Focus:

- Spell words with the endings -er and -est

STEP 1 Read and Spell

1. cleaner
2. cleanest
3. bigger
4. biggest
5. earlier
6. earliest
7. quicker
8. quickest
9. busier
10. busiest
11. rougher
12. roughest
13. heavier
14. heaviest
15. happier
16. happiest
17. lazier
18. laziest

19. _____
bonus word

20. _____
bonus word

fold

STEP 2 Copy and Spell

STEP 3 Cover and Spell

Word Meaning


Complete the crossword puzzle using spelling words.

Down

1. less active than another person
2. doing more than anyone
3. larger than another thing
5. less smooth
7. more spotless
8. arriving before another person

Across

4. larger than anything
6. the opposite of **smoothest**
7. the most spotless
9. arriving before anyone
10. more weighty



My Spelling Dictation

Write the sentences. Circle the spelling words.

1. _____

2. _____

Word Study

Building Spelling Skills

WEEK
14

Add **er** to the base words. Write the new word on the line.
Check the box that shows how you changed the word.

1. clean _____
2. big _____
3. early _____
4. quick _____
5. busy _____
6. rough _____
7. heavy _____
8. happy _____
9. lazy _____

no change	change y to i	double final consonant

Add **est** to the base words. Write the new word on the line.
Check the box that shows how you changed the word.

1. clean _____
2. big _____
3. early _____
4. quick _____
5. busy _____
6. rough _____
7. heavy _____
8. happy _____
9. lazy _____

no change	change y to i	double final consonant

Edit for Spelling

Circle the words that are spelled correctly.

Building Spelling Skills

WEEK
14

earliest

busy

biggest

quick

heaviest

besiest

biggier

quicker

lazy

buser

cleanest

happiest

laziest

roughest

cleanier

happiest

Circle the incorrect word in each sentence.
Write it correctly on the line.

1. My dog is biggest than your dog.

2. I'm the earliest person here.

3. This is the lazier turtle in the zoo.

4. Who is happier, Angela or Elizabeth?

5. My rock is heaviest than your rock.

6. I'm busiest in the summer.

7. Which way is the quickest?

8. You have the cleaniest room in the house!

9. This wood feels roughor than that wood.

10. You seem to be the hapiest person here.

11. The teacher looks busyer than the students.

This Week's Focus:

- Spell words with the /ur/ sound spelled er, ir, ur, ear, or, and ar

STEP
1

1. early
2. earth
3. search
4. service
5. wonder
6. surface
7. curly
8. shirt
9. thirty
10. doctor
11. sailor
12. shower
13. bakery
14. another
15. barber
16. collar
17. worse
18. world

bonus word

20. _____
bonus word

bonus word

STEP
2

5TH
3

Word Meaning

Fill in the blanks with spelling words.

Building Spelling Skills

WEEK
15

1. Before you wash your _____, rub soap on the _____.
2. There's nothing _____ in this _____ than wobbly skates.
3. The _____ told the _____ he was seasick.
4. The _____ cut off all the boy's _____ hair.
5. The dry _____ welcomes the rain _____.
6. With such bad _____, it is a _____ how this _____ stays in business.
7. The _____ bird usually gets the worm, but this time _____ bird got it.
8. Can a submarine dive _____ miles below the _____ of the ocean?

My Spelling Dictation

Write the sentences. Circle the spelling words.

1. _____

2. _____

Word Study

Fill in the missing letters to make spelling words.

Building Spelling Skills

WEEK
15

or er ar ur ir

1. doct_____

8. s_____vice

2. barb_____

9. w_____se

3. show_____

10. bak_____y

4. wond_____

11. w_____ld

5. sail_____

12. th_____ty

6. anoth_____

13. c_____ly

7. doll_____

14. sh_____t

Divide these words into syllables. Check your answers in a dictionary.

1. early _____

7. surface _____

2. thirty _____

8. curly _____

3. doctor _____

9. sailor _____

4. service _____

10. shower _____

5. wonder _____

11. dollar _____

6. barber _____

12. collar _____

Circle the 12 misspelled words below.
Write them correctly on the lines.

Earth Day Excitement

Ms. Spring brought her class of thirty students to an Erth Day workshop. They learned many things about caring for our world.

1. A rain showor can wash away the top serface of soil that doesn't have plants growing in it.
2. The survice of a tree docter may be needed to save a sick tree.
3. There's nothing much wors you can do than pollute groundwater.

Ms. Spring's class stayed at the workshop until erly evening. When it was time to go, everyone had to sarch for a missing student. It didn't take long to find her because her bright white sailer suit and cerly red hair stood out in the crowd.

_____	_____
_____	_____
_____	_____
_____	_____
_____	_____
_____	_____

Spelling List

This Week's Focus:

- Spell singular and plural forms of words

STEP 1 Read and Spell

1. leaf
2. leaves
3. wolf
4. wolves
5. potato
6. potatoes
7. roof
8. roofs
9. family
10. families
11. library
12. libraries
13. journey
14. journeys
15. hero
16. heroes
17. ditch
18. ditches
19. _____
bonus word
20. _____
bonus word

fold

STEP 2 Copy and Spell

STEP 3 Cover and Spell

Word Meaning

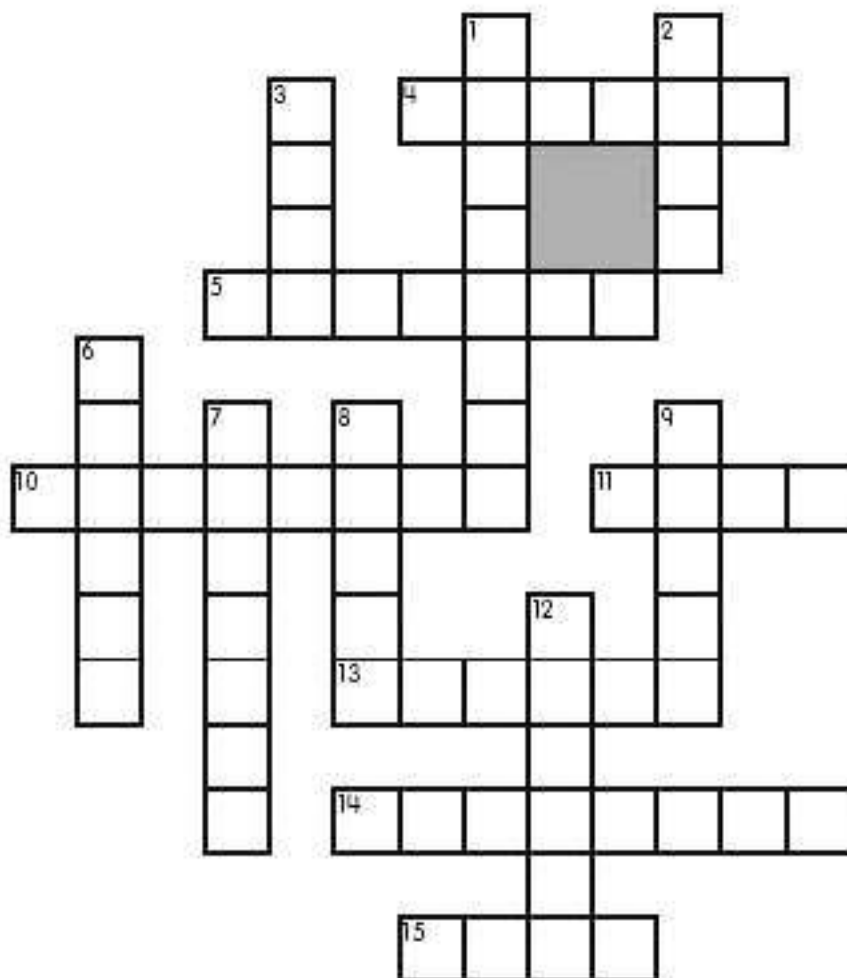
Complete the crossword puzzle using spelling words.

Down

1. several trips
2. a single plant part
3. an admired person
6. parts of plants
7. more than one trench
8. a trench
9. many house coverings
12. a root vegetable

Across

4. several wild canines
5. a single trip
10. several groups of relatives
11. a wild canine
13. persons of great courage
14. more than two root vegetables
15. a house covering



My Spelling Dictation

Write the sentences. Circle the spelling words.

1. _____

2. _____

Word Study

Change each singular noun to its plural form.

Check the box that shows how you changed the word.

1. leaf _____

2. hero _____

3. potato _____

4. family _____

5. ditch _____

6. wolf _____

7. library _____

8. journey _____

add s or es	change y to i add es	change f to v add es

Divide these words into syllables.

1. heroes _____

2. ditches _____

3. journeys _____

4. potatoes _____

5. families _____

6. libraries _____

Edit for Spelling

Building Spelling Skills

WEEK
16

Circle the words that are spelled correctly.

families

libraries

leafs

heros

potatoes

ditches

journeyes

roofes

wolves

Circle the misspelled words in the sentences.
Write them correctly on the lines.

1. My famile looks for aluminum cans in ditches.

2. The herow of the story ate potatos.

3. There were a lot of leafs on the rooves.

4. The wolfs went on a long journy.

5. All the familes in my neighborhood like to go to the librare.

6. He made one last effort to keep the rouf from catching fire.

7. My dog, who is part woolf, is over there chasing a leef.

8. Books about heros can be found in all libraryes.

Spelling List

This Week's Focus:

- Spell words with the /aw/ sound spelled al, ough, o, au, and aw

STEP 1 Read and Spell

- also
- bought
- cough
- almost
- false
- officer
- soft
- stalk
- halt
- faucet
- saucer
- caution
- lawyer
- awesome
- stall
- crawl
- awful
- because
- _____ bonus word
- _____ bonus word

STEP 2 Copy and Spell

STEP 3 Cover and Spell

fold

Word Meaning

Building Spelling Skills

WEEK
17

Answer the questions using spelling words.

1. Which spelling word is a synonym for...?

a. too _____

c. untrue _____

b. creep _____

d. gentle _____

2. Which spelling word is an antonym for...?

a. hard _____

c. true _____

b. go _____

d. sold _____

3. Which spelling word means...?

a. a person who enforces the law

e. to expel air noisily

b. a plumbing fixture

f. for the reason that

c. a cup's partner

g. in addition

d. a person who studies the law

h. to move on all fours

My Spelling Dictation

Write the sentences. Circle the spelling words.

1. _____

2. _____

Word Study

Building Spelling Skills

WEEK
17

Write the spelling words in the correct boxes.

also	bought	cough	almost	false	officer
soft	stalk	halt	faucet	saucer	caution
lawyer	awesome	stall	crawl	awful	because

a as in fall	au as in caught	aw as in law	o as in loft	ou as in trough

Match syllables to make words.

Write the complete words on the lines.

- | | | |
|--------|-------|----------|
| 1. be | some | 1. _____ |
| 2. awe | cause | 2. _____ |
| 3. al | cet | 3. _____ |
| 4. law | so | 4. _____ |
| 5. fau | yer | 5. _____ |
| 6. sau | tion | 6. _____ |
| 7. cau | most | 7. _____ |
| 8. al | cer | 8. _____ |

Edit for Spelling

Building Spelling Skills

WEEK
17

Circle the words that are spelled correctly.

cation

almost

cough

allso

lawyer

oficer

faucet

stalk

fallse

bought

stall

crall

awful

becaus

awesome

saucer

Circle the misspelled words in the sentences.

Write them correctly on the lines.

1. She all most dropped the sawcer.

2. The layer took great cawtion with the case.

3. It was awsome to see the baby crall.

4. He baht a saft blanket.

5. It was aful to hear him cauf.

6. The kitchen faucat was dripping becauze it was old.

7. The offisor yelled, "Hallt!"

8. That's allso a fallse statement.

Spelling List

This Week's Focus:

- Spell words with the variant sounds of c and g

STEP 1 Read and Spell

1. cinder
2. circle
3. cardinal
4. cereal
5. cycle
6. concert
7. dancer
8. celebrate
9. twice
10. dangerous
11. strange
12. ledge
13. damage
14. geography
15. gentle
16. signal
17. regular
18. sugar
19. _____
bonus word
20. _____
bonus word

STEP 2 Copy and Spell

STEP 3 Cover and Spell

fold

Fill in the blanks in the paragraphs below with spelling words.

The Day the Dancer Fell

I have been a _____ for many years. A _____ and _____ situation happened to me one night while I was performing. I was dancing in a large _____ when a _____ flew past my head. I was frightened, and stepped too close to the edge of the stage. I fell into the orchestra pit. Luckily, I had a _____ landing. I fell right on a gigantic bass drum! There was no _____ to me or the drum.

Getting Ready to Sing

Every morning I eat a bowl of _____ with two spoonfuls of _____. I try to put more on, but my dad always gives a _____ to stop. After breakfast my _____ routine is to get dressed for school. This morning, however, I must put on my best dress. I want to look nice when I sing in our school choir _____.

My Spelling Dictation

Write the sentences. Circle the spelling words.

1. _____

2. _____

Word Study

Building Spelling Skills

WEEK
18

Write the spelling words in the correct boxes.

soft c sound as in face	hard c sound as in cat	soft g sound as in giant	hard g sound as in great

Write the spelling words that mean about the same as these words.

- | | | | |
|-----------------------|-------|------------|-------|
| 1. a repeating event | _____ | 5. gesture | _____ |
| 2. round | _____ | 6. calm | _____ |
| 3. to honor | _____ | 7. odd | _____ |
| 4. study of the earth | _____ | 8. harmful | _____ |

Write the spelling words that mean the opposite of these words.

- | | | | |
|-----------|-------|----------|-------|
| 1. repair | _____ | 3. usual | _____ |
| 2. safe | _____ | 4. harsh | _____ |

Edit for Spelling

Building Spelling Skills

WEEK
18

Circle the words that are spelled correctly.

strange

sereal

consert

cinder

ledge

sugar

gentel

twise

cycle

cardinal

danser

geographe

regular

damege

dangerous

Circle the misspelled words in the sentences.

Write them correctly on the lines.

1. The dansir leapt twise.

2. The cardinel ate cerial from my bowl.

3. It is dangerus to sit on the lege.

4. The geograpy of the desert was strang.

5. We used reguler sinder blocks to make the house.

6. There was a lot of damege to the signal light.

Spelling List

This Week's Focus:

- Spell words with the /oo/ sound spelled ew, o, oe, oo, ou, ough, u, ue, and ui

STEP 1 Read and Spell

- shoes
- clues
- wound
- junior
- truth
- duty
- news
- through
- few
- who
- schoolroom
- whose
- conclusion
- June
- shampoo
- cruel
- choose
- ruin
- _____ bonus word
- _____ bonus word

STEP 2 Copy and Spell

STEP 3 Cover and Spell

fold

Word Meaning


Complete the crossword puzzle using spelling words.

Down

1. hints
2. the opposite of **many**
5. to destroy
7. word used when asking about ownership
8. a month
9. to select
11. to hurt

Across

3. responsibility
4. mean
6. information
9. an ending
10. footwear
11. which person?
12. a place to learn



My Spelling Dictation

Write the sentences. Circle the spelling words.

1. _____

2. _____

Word Study

Building Spelling Skills

WEEK
19

Fill in the missing letters to make spelling words.

ew o oe oo ou ough u ue ui

- | | | |
|------------------|--------------|--------------------|
| 1. f_____ | 7. d_____ty | 13. wh_____se |
| 2. sch_____lroom | 8. wh_____ | 14. concl_____sion |
| 3. J_____ne | 9. ch_____se | 15. shamp_____ |
| 4. cr_____l | 10. r_____in | 16. w_____nd |
| 5. sh_____s | 11. thr_____ | 17. cl_____s |
| 6. tr_____th | 12. n_____s | 18. j_____nior |

Read each word. Write the number of syllables on the line.

- | | |
|------------------|----------------------|
| 1. shoes _____ | 10. who _____ |
| 2. clues _____ | 11. schoolroom _____ |
| 3. wound _____ | 12. whose _____ |
| 4. junior _____ | 13. conclusion _____ |
| 5. truth _____ | 14. June _____ |
| 6. duty _____ | 15. shampoo _____ |
| 7. news _____ | 16. cruel _____ |
| 8. through _____ | 17. choose _____ |
| 9. few _____ | 18. ruin _____ |

Circle the 14 misspelled words below.
Write the words correctly on the lines.

The Big Bell Caper

Mr. Dell's bell was missing from his schoolroom. He used the bell during recess duty. He would ring his bell to let students know when to return to class. News of the missing bell traveled quickly through the school.

There were few clues. Mr. Dell came to the conclusion that he would never see his bell again. The truth was, he was wounded. Who would be so cruel as to take his bell? His students said they would become junior detectives and help him find his bell before June.

Then a familiar ringing was heard. Ms. Nell, whose room is next door, must have forgotten to tell Mr. Dell that she borrowed his swell bell.

_____	_____
_____	_____
_____	_____
_____	_____
_____	_____
_____	_____
_____	_____

Spelling List

This Week's Focus:

- Spell words with the /oi/ sound spelled oi and oy
- Spell words with the /ow/ sound spelled ow and ou

STEP 1 Read and Spell

- voice
- oyster
- voyage
- annoy
- choice
- avoid
- appoint
- enjoy
- moisture
- noise
- drown
- amount
- fountain
- crowded
- southwest
- thousand
- flour
- pronounce
- _____ bonus word
- _____ bonus word

STEP 2 Copy and Spell

STEP 3 Cover and Spell

fold

The Meeting

I went to our student council meeting. The room was so _____
few students had a place to sit. No one could hear what was going on.
The president's _____ was too quiet, and there was lots of
_____ in the room. She had to _____ a sergeant-at-arms
to bring order to the meeting. This helped a lot. Everyone quieted down in
a short _____ of time. After that, the meeting was successful.

The Voyage

Kawa went on an ocean _____ a _____ miles
long. Most of the trip was in the _____ ern part of the Pacific Ocean.
And try as she might, she could never learn to _____ the ship's name.
While on the trip, she ate an _____. She especially liked it dipped in
_____ and fried. If she were given the _____ she would
eat them all day long. She will _____ memories of her trip forever.

My Spelling Dictation

Write the sentences. Circle the spelling words.

1. _____

2. _____

Circle the letters that make the vowel sound in boy.

1. voice

2. oyster

3. voyage

4. annoy

5. choice

6. avoid

7. appoint

8. enjoy

9. moisture

10. noise

Circle the letters that make the vowel sound in cow.

1. drown

2. amount

3. fountain

4. crowded

5. southwest

6. thousand

7. flour

8. pronounce

Match syllables to make spelling words.
Write the complete words on the lines.

1. oys nounce

2. an ter

3. pro tain

4. foun noy

5. a mount

6. thou ture

7. south sand

8. mois west

9. en age

10. voy joy

1. _____

2. _____

3. _____

4. _____

5. _____

6. _____

7. _____

8. _____

9. _____

10. _____

Edit for Spelling

Building Spelling Skills

WEEK
20

Circle the word in each row that is spelled correctly.

- | | | | |
|--------------|-----------|----------|------------|
| 1. amownt | amount | amunt | umont |
| 2. thousand | thousant | thowsand | thosand |
| 3. injoy | enjoe | enjoi | enjoy |
| 4. voeage | voyage | vowage | voiage |
| 5. voic | voece | voise | voice |
| 6. apoint | appont | appoint | apont |
| 7. pronounce | pronownce | prononce | pronunce |
| 8. sowthwest | southwest | sothwest | south west |

Circle the misspelled words in the sentences.

Write them correctly on the lines.

1. Please don't anoy the cat with noice.

2. Try to avoed putting too much water on the plant. It will droun.

3. My choece is to eat the oister.

4. The bag of flowr spilled all over the floor.

5. The elevator was too crouded.

6. The weather was so humid that moistur dripped from my glass.

Spelling List

This Week's Focus:

- Spell words with the /f/ sound spelled f, ff, ph, and gh

STEP 1 Read and Spell

1. enough
2. tougher
3. fifty
4. pharmacy
5. alphabet
6. nephew
7. trophy
8. paragraph
9. telephone
10. photograph
11. giraffe
12. forest
13. figure
14. refrigerator
15. draft
16. phrase
17. traffic
18. chief
19. _____
bonus word
20. _____
bonus word

STEP 2 Copy and Spell

STEP 3 Cover and Spell

fold

Word Meaning


Complete the crossword puzzle using spelling words.

Across

1. a group of words
2. a sufficient amount
4. a leader
7. a section of a piece of writing
10. a drugstore
11. a communication device

Down

1. a picture
3. a relative
5. the number after forty, by tens
6. an award
8. 26 letters
9. a first writing effort



My Spelling Dictation

Write the sentences. Circle the spelling words.

1. _____

2. _____

Word Study

Circle the letters that make the /f/ sound.

Building Spelling Skills

WEEK
21

1. enough

2. tougher

3. fifty

4. pharmacy

5. alphabet

6. nephew

7. trophy

8. paragraph

9. telephone

10. photograph

11. giraffe

12. forest

13. figure

14. refrigerator

15. draft

16. phrase

17. traffic

18. chief

Fill in the missing letters. Write f, ff, gh, or ph.

1. ____figure

2. gira____e

3. ____i____ty

4. tra____ic

5. dra____t

6. al____abet

7. paragra____

8. tro____y

9. chie____

10. ____rase

11. re____rigerator

12. ____armacy

13. enou____

14. ____orest

15. ____otogra____

16. tele____one

17. ne____ew

18. tou____er

Circle the 12 misspelled words below.
Write the words correctly on the lines.

The Fifty-Float Chief

The race was on at the soda fountain in Phil's Farmacy. My nehow was trying to make fity root beer floats in less than 15 minutes. The task was toufer than he thought. He figured he had just enouf time to make the final few floats.

There was a fourest of glasses on the counter. People had to stretch their necks like girafes to see the final scoop of ice cream plop into the glass. The splash in the glass was heard just before the buzzer sounded.

My nefew was presented a terrific trophe. The next morning's newspaper had a fotograf and a well-written pargraph about his feat. He was named the cheif of root beer floats!

_____	_____
_____	_____
_____	_____
_____	_____
_____	_____
_____	_____

Spelling List

This Week's Focus:

- Spell words with ight, ough, aught, and au

STEP 1 Read and Spell

- frighten
- flight
- brighter
- flashlight
- mighty
- delight
- tighten
- nightly
- sight
- brought
- ought
- thought
- fought
- caught
- daughter
- taught
- naughty
- fault
- _____ bonus word
- _____ bonus word

STEP 2 Copy and Spell

STEP 3 Cover and Spell

fold

Word Meaning

Fill in the blanks with spelling words.

Two of the spelling words are used twice in the story.

Building Spelling Skills

WEEK
22

The Nightly Fright

A few nights ago, my young _____ she heard a noise coming from our basement. The same thing happened the next evening. She _____ me to the basement door more than once, but I never heard a thing. This _____ event, however, continued to _____ her. One night I decided to go down the _____ of stairs to see for myself. I shined my _____ from one corner of the basement to another. Finally, my light _____ of a pair of yellowish dots that became _____ and _____. To my _____, it was just our _____ kitty playing in a box of yarn. Now my _____ always makes sure the basement door is closed.

My Spelling Dictation

Write the sentences. Circle the spelling words.

1. _____

2. _____

Add the correct letters to make words.

ight

ought

aught

1. fl_____

4. c_____

2. del_____

5. br_____

3. th_____

6. br_____

Circle the letters that make the sound of a in father.

1. brought

5. caught

2. fault

6. daughter

3. thought

7. taught

4. fought

8. naughty

Circle the letters that make the sound of i in pie.

1. frighten

5. mighty

2. flight

6. delight

3. brighter

7. tighten

4. flashlight

8. nightly

All the spelling words except one have a pair of silent letters.
What are those letters?

Edit for Spelling

Building Spelling Skills

WEEK
22

Circle the words that are spelled correctly.

caught

dauhter

thaught

delight

brightor

taught

faught

ought

sight

brihter

frightan

tought

Circle the misspelled words in the sentences.

Write them correctly on the lines.

1. I aught to tighton the lid.

2. It was my fallt that we fouht.

3. I cought a flit to Denver.

4. My daughtor taght her dog to sit up.

5. He used the flashlite nitly.

6. That sieght would frihten anyone.

7. I thougt that child was very naghty.

8. His funny joke broght deliht to the crowd.

9. That toothpaste helped me have a brihter smile.

Spelling List

This Week's Focus:

- Spell words with silent letters

STEP 1 Read and Spell

1. calf
2. walked
3. ghost
4. gnawed
5. climber
6. wreath
7. listen
8. island
9. scent
10. wrench
11. judge
12. fasten
13. wrist
14. doubt
15. knock
16. answer
17. knelt
18. sign
19. _____
bonus word
20. _____
bonus word

STEP 2 Copy and Spell

STEP 3 Cover and Spell

fold

Word Meaning

Building Spelling Skills

WEEK
23

Complete the crossword puzzle using spelling words.


There are three words that are not on your spelling list. Try to figure them out.

Down

1. went onto your knees
2. to secure
3. the reply to a question
4. a circular decoration
5. a baby cow
6. land with water all around it
10. a person who goes up a mountain
11. an object used to unlock a door
12. a body part below the mouth
14. someone who decides cases

Across

4. a tool
7. a smell
8. to hear
9. to taste food
11. to tap on a door
13. strolled
15. a symbol
16. to be unsure
17. the joint above the hand



My Spelling Dictation

Write the sentences. Circle the spelling words.

1. _____

2. _____

1. calf

7. listen

13. wrist

2. walked

8. island

14. doubt

3. ghost

9. scent

15. knock

4. gnawed

10. wrench

16. answer

5. climber

11. judge

17. knelt

6. wreath

12. fasten

18. sign

Fill in the missing letters to make spelling words.

d b c g k l t w

1. ____nelt

5. ____reath

9. wa____ked

13. ans____er

2. ____nock

6. ____nawed

10. clim____er

14. dou____t

3. ____rist

7. si____n

11. lis____en

15. ju____ge

4. ____rench

8. ca____f

12. fas____en

16. s____ent

Write the spelling words that mean about the same as these words.

1. strolled _____

4. chewed _____

2. close _____

5. hear _____

3. spirit _____

6. reply _____

Edit for Spelling

Correct the spelling of these words.

Building Spelling Skills

WEEK
23

- | | | | |
|-----------|-------|-------------|-------|
| 1. wrinch | _____ | 6. answor | _____ |
| 2. wreeth | _____ | 7. dowt | _____ |
| 3. walkt | _____ | 8. wrest | _____ |
| 4. gnawd | _____ | 9. judg | _____ |
| 5. knok | _____ | 10. climbor | _____ |

Circle the misspelled words in the sentences. Write them correctly on the lines.

1. Lisson! Was that a nock at the door?

2. The caf nelt down to get a drink of water.

3. I dout that we need a stop sing here.

4. Did the juge give you an anser?

5. Did the climer fason the rope correctly?

6. The iland had the pleasant cent of flowers.

7. He looked at the watch on his wist before he waked to the store.

8. She needed to use a rench to put up the large reath.

Spelling List

This Week's Focus:

- Add the suffixes -ion, -tion, -sion, and -cian to base words and word roots

STEP 1 Read and Spell

1. action
2. fiction
3. mission
4. divide
5. division
6. attend
7. attention
8. pollute
9. pollution
10. express
11. expression
12. educate
13. education
14. music
15. musician
16. magic
17. magician
18. physician
19. _____
bonus word
20. _____
bonus word

STEP 2 Copy and Spell

STEP 3 Cover and Spell

fold

Word Meaning

Building Spelling Skills

WEEK
24

Use spelling words to answer the clues.

1. a person who takes care of our physical health _____
2. a person who performs magic _____
3. a person who creates music _____
4. to learn something you must give it this _____
5. teachers want their students to get this _____
6. environmentalists worry about this _____
7. an operation with numbers _____
8. stories that are made up by the author _____
9. an exciting story has lots of this _____
10. something you should use when you read aloud _____

Which spelling word is an antonym for...?

- | | |
|-------------------|-------------------|
| 1. clean _____ | 3. fact _____ |
| 2. multiply _____ | 4. inaction _____ |

My Spelling Dictation

Write the sentences. Circle the spelling words.

1. _____

2. _____

Word Study

Building Spelling Skills

WEEK
24

Add the correct suffix to the base word.

You may need to make a change to the base word before adding the suffix.

ion

tion

sion

1. An _____ I like is, "It's raining cats and dogs."
express
2. There is a lot of _____ on the football field.
act
3. I need your _____.
attend
4. I enjoy learning about _____ in math class.
divide
5. My _____ is very important to me.
educate
6. There is _____ in the river.
pollute

Write each word from the spelling list in the correct box.

two-syllable words	three-syllable words	four-syllable words

Circle the 20 misspelled words below. Three words are misspelled more than once. Write the words correctly on the lines.

On a Mission

A musician, a magician, and a physician went on a hike in the mountains. The musician said the mountains brought musik to her heart. The magician's expresion was that the mountains were magical. The phsician, however, said the mountains reminded her of sprained ankles.

The muician liked to focus her attention on listening to the songs of the birds. The magikian would always xpres her amazement at how fast chipmunks could disappear. The fasician, however, looked for twigs that could be used for splints.

The musician enjoyed being in a place where there was no sound polution. The magecian enjoyed watching beavers divid tree branches in half. The phasician, however, worried about whether she brought enough poison ivy lotion.

Toward the end of the hike, it became the mision of the musecian and mugician to help the physcian "doctor" her attitude so she could enjoy the remainder of the day.

_____	_____
_____	_____
_____	_____
_____	_____
_____	_____
_____	_____
_____	_____
_____	_____
_____	_____
_____	_____

Spelling List

This Week's Focus:

- Spell two- and three-syllable words
- Identify open syllables

STEP 1 Read and Spell

1. lazy
2. volcano
3. flavor
4. piano
5. recent
6. really
7. item
8. pilot
9. triangle
10. climate
11. gigantic
12. program
13. obey
14. puny
15. prepare
16. vacant
17. pulley
18. menu

19. _____
bonus word

20. _____
bonus word

STEP 2 Copy and Spell

fold

STEP 3 Cover and Spell

Word Meaning

Fill in the blanks with spelling words.

Building Spelling Skills

WEEK
25

1. The _____ flew his plane close to the erupting _____.
2. The _____ was so hot and humid that everyone felt _____ and didn't want to work.
3. He played an amazing song on the _____ during the _____.
4. My favorite _____ of ice cream on the _____ is strawberry.
5. They needed a _____ to lift the car.
6. I must _____ dinner for the guests.
7. A _____ study said that juice is _____ good for you.
8. The _____ little dog would always _____ his master.
9. No one lives in the _____ building shaped like a _____.

My Spelling Dictation

Write the sentences. Circle the spelling words.

1. _____

2. _____

Word Study

Building Spelling Skills

WEEK
25

An open syllable ends with a long vowel sound.
Underline the words that have an open syllable.
Circle the open syllable in each word you underline.

- | | | |
|-----------------|--------------|-------------|
| 1. <u>la</u> zy | 7. item | 13. obey |
| 2. volcano | 8. pilot | 14. puny |
| 3. flavor | 9. triangle | 15. prepare |
| 4. piano | 10. climate | 16. vacant |
| 5. recent | 11. gigantic | 17. pulley |
| 6. really | 12. program | 18. menu |

Fill in the missing letters to make spelling words.

la_____	_____tem	re_____lly	_____gantic
fla_____	_____bey	pi_____o	tri_____gle

Match a first and second syllable to create spelling words.
Write them on the lines.

First	
la	cli
re	o
men	i

Second	
tem	bey
zy	mate
u	cent

Edit for Spelling

Building Spelling Skills

WEEK
25

Circle the words that are spelled correctly.

climate	giganic	triangal	peano
recent	itum	pilot	puny
vakent	obey	program	realy
laze	volcano	flaver	pully

Circle the misspelled words in the sentences. Write them correctly on the lines.

1. The lawyer was so lasy that he had a vakint office.

2. Did you see the itam in the newspaper about the valcano?

3. Which is your favorite flaver, Gigantac Grape or Large Lime?

4. The pielot realle wants his own plane.

5. We are pleased with our resent pieno purchase.

6. Please oby the rules when using that puley.

7. There's not much on that punee menue.

8. The climat in the Bermuda Triangel was warm.

9. He will pripar snacks before watching the TV programe.

Spelling List

This Week's Focus:

- Spell homophones

STEP 1 Read and Spell

1. herd
2. heard
3. clothes
4. close
5. hour
6. our
7. two
8. too
9. their
10. there
11. ceiling
12. sealing
13. shoot
14. chute
15. strait
16. straight
17. medal
18. meddle

19. _____
bonus word

20. _____
bonus word

2 Copy and Spell

3 Cover and Spell

Word Meaning


Complete the crossword puzzle using spelling words.

Down

1. also
3. belonging to them
4. a steep slide; a tight space
5. closing tightly
7. an award
8. listened
9. the opposite of **open**
11. belonging to us
12. the number after **one**

Across

2. a sprout
5. the opposite of **curved**
6. a narrow strip of water
8. a group of cows
9. the top of a room
10. 60 minutes
12. in that place



My Spelling Dictation

Write the sentences. Circle the spelling words.

1. _____

2. _____

Word Study

Building Spelling Skills

WEEK
26

Write the spelling words that are homophones for these words.

- | | | |
|------------------|-----------------|------------------|
| 1. heard _____ | 4. medal _____ | 7. sealing _____ |
| 2. clothes _____ | 5. strait _____ | 8. two _____ |
| 3. hour _____ | 6. chute _____ | 9. their _____ |
-

Choose the correct words to fill in the blanks.

- I want to go over _____. That box contains _____ toys.
(their, there) (their, there)
- Please be back in one _____. This is _____ house.
(hour, our) (hour, our)
- Let's _____ some hoops. Is the bull in its _____?
(chute, shoot) (chute, shoot)
- I have _____ dogs. She has a dog, _____.
(two, too) (two, too)
- Our boat is in the _____. We're moving _____ ahead.
(strait, straight) (strait, straight)
- Please don't _____ in my problems. He won a _____.
(meddle, medal) (meddle, medal)
- Did you paint the _____? Are you _____ the paint can?
(sealing, ceiling) (sealing, ceiling)
- Do you like _____ clock? One _____ has passed already.
(our, hour) (our, hour)
- Please _____ the closet door. Then put on your _____.
(close, clothes) (close, clothes)

Circle the 14 misspelled words below.
Write the words correctly on the lines.

The Dangerous Marble

I'm the marble champion of ovr school. Their is no one better. I became a champion because I practice for an our every day. I can shot all the marbles out of a circle in less than too minutes.

During one game, a single "cat's-eye" was left in the circle. My shooter headed straht for it. The impact was so loud that everyone herd it. The marble bounced off the seiling and came way two clos to hitting a group of students who were watching. They ran out of the room like a heard of scared cattle. If they had stayed, they would have been cealing there fate of getting hit by one of my marbles. Sadly, no one saw me receive my medel for winning the game.

_____	_____
_____	_____
_____	_____
_____	_____
_____	_____
_____	_____
_____	_____

Spelling List

This Week's Focus:

- Spell words with easily confused spellings

STEP 1 Read and Spell

1. quiet
2. quite
3. angel
4. angle
5. already
6. all ready
7. desert
8. dessert
9. weather
10. whether
11. pitcher
12. picture
13. loose
14. lose
15. aisle
16. isle
17. dairy
18. diary
19. _____
bonu
20. _____
bonu

2 Copy and Spell

3 Cover and Spell

Word Meaning

Building Spelling Skills

WEEK
27

Choose the correct words to fill in the blanks.

1. Please be _____ You are being _____ noisy.
(quite, quiet) (quite, quiet)
2. That's an _____ food cake. Did you measure the _____?
(angle, angel) (angle, angel)
3. I've _____ been there. We are _____ to go.
(all ready, already) (all ready, already)
4. I love to eat _____. Let's visit the _____.
(dessert, desert) (dessert, desert)
5. We're discussing _____ the _____ will clear up.
(whether, weather) (whether, weather)
6. Please pass the _____ of water. My _____ is in my wallet.
(picture, pitcher) (picture, pitcher)
7. The dog was _____. I don't want to _____ my dog.
(loose, lose) (loose, lose)
8. I walked down the _____. I was on a desert _____.
(isle, aisle) (isle, aisle)
9. I always take my _____ with me. I work in a _____.
(diary, dairy) (diary, dairy)

My Spelling Dictation

Write the sentences. Circle the spelling words.

1. _____

2. _____

Word Study

Circle the word that matches the definition.

Building Spelling Skills

WEEK
27

- | | | |
|-------------------------------|---------|-----------|
| 1. not noisy | quiet | quite |
| 2. a sharp corner | angel | angle |
| 3. by that time | already | all ready |
| 4. a very dry place | desert | dessert |
| 5. what it's like outside | weather | whether |
| 6. a photograph or drawing | pitcher | picture |
| 7. not tight | loose | lose |
| 8. open space between shelves | aisle | isle |
| 9. a book you write in | dairy | diary |

Match syllables to make spelling words.
Write the complete words on the lines.

- | | | |
|----------|-------|----------|
| 1. al | gel | 1. _____ |
| 2. pit | cher | 2. _____ |
| 3. des | er | 3. _____ |
| 4. an | ready | 4. _____ |
| 5. wheth | ert | 5. _____ |
| 6. weath | er | 6. _____ |
| 7. qui | sert | 7. _____ |
| 8. an | et | 8. _____ |
| 9. des | gle | 9. _____ |

Edit for Spelling

Building Spelling Skills

WEEK
28

Circle the words that are spelled correctly.

dairy	quiat	angle	wheather
quite	angal	desurt	picture
already	whether	lose	dessert
aile	picher	loose	isle

Circle the misspelled words in the sentences. Write them correctly on the lines.

1. The usher was dancing in the aile.

2. We listened to the wheather report to know weather we should travel.

3. The pitchor was in the pictur.

4. The daire farmer was all readi to milk his herd.

5. I like to have it quit when I write in my diary.

6. We measured that angal alredy.

7. The dessert is no place to eat your desert.

8. Be careful not to loose your lose change.

9. The angil was quit pretty.

Spelling List

This Week's Focus:

- Spell words with the suffixes -less, -ful, and -ness
- Spell words with the ending -ly

STEP 1 Read and Spell

- hopeless
- careless
- homeless
- tireless
- hopeful
- fearful
- cheerful
- careful
- graceful
- happily
- friendly
- angrily
- swiftly
- suddenly
- darkness
- goodness
- sadness
- kindness
- _____ bonus word
- _____ bonus word

STEP 2 Copy and Spell

STEP 3 Cover and Spell

fold

Word Meaning

Building Spelling Skills

WEEK
28

Fill in the blanks with spelling words.

1. You don't need to be _____ of the _____ gazelle.
2. It is never _____ to help the _____ find a place to sleep.
3. The mother was _____ not to step on her child's toes.
4. The store clerk was always _____ when greeting a customer.
5. I wish there was more _____ and _____ in the world.
6. To everyone's surprise, the sound _____ stopped.
7. I was _____ that I could visit my friend.
8. The deer ran _____ through the forest.

My Spelling Dictation

Write the sentences. Circle the spelling words.

1. _____

2. _____

Word Study

Add a suffix or ending to make spelling words.

Building Spelling Skills

WEEK
28

less ful ness ly

1. hope hopeful

10. happy _____

2. hope _____

11. care _____

3. sad _____

12. angry _____

4. friend _____

13. swift _____

5. tire _____

14. sudden _____

6. fear _____

15. dark _____

7. cheer _____

16. good _____

8. home _____

17. care _____

9. grace _____

18. kind _____

Now circle the words above that required a change before adding the suffix or ending.

Divide these words into syllables.

1. hopeless _____

6. friendly _____

2. hopeful _____

7. kindness _____

3. darkness _____

4. angrily _____

5. happily _____

Circle the 12 misspelled words below.
Write the words correctly on the lines.

There's Always Hope

Sudenly, there was darknes. I was carelass to let my flashlight go out while camping in the backyard. I sat fearfull about the strange noises coming from everywhere. I was hopefull I could find some batteries. I was tireles in my search, but I finally gave up. All seemed hopelass. Sadnuss filled my body.

When all seemed lost, a gracefil figure tiptoed up to my tent. A friendly face peeked inside. My mom was cheerfal when she asked, "Is everything all right out here?"

My worries vanished swifly, as my mom handed me a new package of batteries.

_____	_____
_____	_____
_____	_____
_____	_____
_____	_____
_____	_____

Spelling List

This Week's Focus:

- Spell words with the prefixes dis-, un-, re-, and mis-

STEP 1 Read and Spell

1. disappear
2. disappoint
3. disagree
4. dishonest
5. unable
6. uncertain
7. unbeaten
8. uncomfortable
9. unkind
10. unknown
11. rewrite
12. review
13. rebuild
14. recall
15. misbehave
16. misuse
17. misunderstand
18. misspell
19. _____
bonus word
20. _____
bonus word

STEP 2 Copy and Spell

fold

STEP 3 Cover and Spell

Word Meaning


Complete the crossword puzzle using spelling words.

Across

1. to make again
4. not known
5. uneasy
9. to look over again
10. not nice
11. to remember

Down

2. can't do
3. to argue
4. not sure
6. to spell wrong
7. to write again
8. to use incorrectly



My Spelling Dictation

Write the sentences. Circle the spelling words.

1. _____

2. _____

Word Study

Building Spelling Skills

WEEK
29

Add the correct prefix to the base word.
Write the word in the blank.

dis

un

re

mis

1. The child was unhappy because he was _____ to ride the horse.
able
2. She couldn't _____ her friend's name.
call
3. You may get hurt if you _____ that tool.
use
4. I'm afraid I must _____ with your opinion.
agree
5. Did you _____ that word? Check the dictionary.
spell
6. Use nice paper to _____ your report.
write
7. The runner was happy to announce that she was _____
in all of her races.
beaten
8. Because he was _____ his answer was correct, he thought
about it again.
certain
9. The rainbow will soon _____.
appear
10. The princess thought the bed was _____.
comfortable

Circle the words that are spelled correctly.

disappear	disapoint	dishonest	uncomfortable
disagree	review	missbehave	mispell
unable	uncertain	unknown	recall
unbeten	unkind	rebild	misunderstand

Circle the misspelled words in the sentences.
Write them correctly on the lines.

1. The magician didn't disapoint the audience. He made a rabbit disapear.

2. Students can misunderstand the meaning of a word, especially when it is misspelled.

3. I'm sure you won't disagre that it is bad to be dishonist.

4. If I recal correctly, you often missbehave.

5. Let's revew and rerite your notes so you will do better on the test.

6. I always get uncomfortable when someone is being unkin.

Spelling List

This Week's Focus:

- Spell multisyllabic words

STEP 1 Read and Spell

1. multiply
2. imagination
3. favorite
4. computer
5. citizenship
6. invisible
7. undercover
8. enjoyment
9. discussion
10. America
11. unusual
12. example
13. melody
14. temperature
15. understanding
16. experiment
17. explanation
18. oxygen
19. _____
bonus word
20. _____
bonus word

STEP 2 Copy and Spell

STEP 3 Cover and Spell

fold

Word Meaning

Building Spelling Skills

WEEK
30

Fill in the blanks with spelling words.

1. We had to adjust the _____ because everyone was cold.
2. My _____ thing is to use my creativity and _____ to write a story.
3. I get so much _____ from my new _____.
4. Every person in the United States of _____ should practice good _____.
5. My _____ of the game was better the second time.
6. The clever _____ agent tried to make himself _____ in the crowd.
7. She played an _____ on her guitar.
8. Finding the area of a square is an _____ of when to _____.

My Spelling Dictation

Write the sentences. Circle the spelling words.

1. _____

2. _____

Word Study

Building Spelling Skills

WEEK
30

Write the spelling word that means the opposite of each word or phrase.

- | | | | |
|----------------|-------|------------|-------|
| 1. least-liked | _____ | 3. divide | _____ |
| 2. visible | _____ | 4. typical | _____ |
-

Divide these words into syllables.

- | | | | |
|-------------------|-------|-------|-------|
| 1. multiply | _____ | _____ | _____ |
| 2. favorite | _____ | _____ | _____ |
| 3. enjoyment | _____ | _____ | _____ |
| 4. temperature | _____ | _____ | _____ |
| 5. oxygen | _____ | _____ | _____ |
| 6. discussion | _____ | _____ | _____ |
| 7. citizenship | _____ | _____ | _____ |
| 8. America | _____ | _____ | _____ |
| 9. unusual | _____ | _____ | _____ |
| 10. understanding | _____ | _____ | _____ |
| 11. explanation | _____ | _____ | _____ |
| 12. imagination | _____ | _____ | _____ |

Circle the 14 misspelled words below.
Write the words correctly on the lines.

My Friend the Computer Programmer

My friend, the computer programmer, has a great imagination. For example, he has created programs that

- help students learn to multiply,
- explain how to practice good citizenship,
- give facts about the United States of America, and
- help students write songs for a cyber rock band.

My friend is now working on two programs, an unusual action game and a cyber science experiment. The action game will have an invisible undercover police officer as the hero. The experiment will help students with their understanding of oxygen and temperature. He hopes both programs will bring enjoyment to many students.

_____	_____
_____	_____
_____	_____
_____	_____
_____	_____
_____	_____
_____	_____

Note: Use this form to track students' spelling progress.

Spelling Record Sheet

Building Spelling Skills

Students' Names																	
1																	
2																	
3																	
4																	
5																	
6																	
7																	
8																	
9																	
10																	
11																	
12																	
13																	
14																	
15																	
16																	
17																	
18																	
19																	
20																	
21																	
22																	
23																	
24																	
25																	
26																	
27																	
28																	
29																	
30																	

Note: Reproduce this form twice for each student to track his or her progress.

My Spelling Record

Building Spelling Skills

Spelling List	Date	Number Correct	Words Missed

Spelling Test

Building Spelling Skills

Listen to the words.

Write each word on a line.

1. _____

2. _____

3. _____

4. _____

5. _____

6. _____

7. _____

8. _____

9. _____

10. _____

11. _____

12. _____

13. _____

14. _____

15. _____

16. _____

17. _____

18. _____

19. _____

20. _____

Listen to the sentences.

Write them on the lines.

1. _____

2. _____

Building Spelling Skills

Spelling List

Note: Reproduce this form to make your own spelling list.

STEP 1 Read and Spell

STEP 2 Copy and Spell

STEP 3 Cover and Spell

1.		
2.		
3.		
4.		
5.		
6.		
7.		
8.		
9.		
10.		
11.		
12.		
13.		
14.		
15.		
16.		
17.		
18.		
19.		
20.		

Building Spelling Skills

Dear Parents,

Attached is your child's spelling list for this week. Encourage him or her to practice the words in one or more of these ways:

1. Read and spell each word. Cover it up and write it. Uncover the word and check to see if it is correct.
2. Find the words on the spelling list in printed materials such as books and magazines.
3. Read a word aloud and ask your child to spell it (either aloud or written on paper).

Thank you for your support of our spelling program.

Sincerely,

Building Spelling Skills

Dear Parents,

Attached is your child's spelling list for this week. Encourage him or her to practice the words in one or more of these ways:

1. Read and spell each word. Cover it up and write it. Uncover the word and check to see if it is correct.
2. Find the words on the spelling list in printed materials such as books and magazines.
3. Read a word aloud and ask your child to spell it (either aloud or written on paper).

Thank you for your support of our spelling program.

Sincerely,

Student Spelling Dictionaries

Building Spelling Skills

Self-made spelling dictionaries provide students with a reference for the spelling of words they frequently use in their writing.

Materials

- copy of "My Own Spelling Dictionary" form (page 147)
- 26 sheets of lined paper—6" x 9" (15 x 23 cm)
- 2 sheets of construction paper or tagboard for cover—6" x 9" (15 x 23 cm)
- crayons or markers
- glue
- stapler
- masking tape




Steps to Follow



- 1 Color and cut out the cover sheet form. Glue it to the front cover of the dictionary.



- 2 Staple the lined paper inside the cover. Place masking tape over the staples.



- 3 Guide students (or ask parent volunteers) to write a letter of the alphabet on each page.

What to Include

1. When students ask for the correct spelling of a special word, have them write it in their dictionary.
2. Include special words being learned as part of **science** or social studies units.
3. Include words for special holidays.
4. Include the common words students continue to misspell on tests and in daily written work.
5. Add color and number words if these are not on **charts** posted in the classroom.





— My Own —
**Spelling
Dictionary**

Name _____



— My Own —
**Spelling
Dictionary**

Name _____

Master Word List

able	beautiful	clasp	didn't	false	happier
across	because	cleaner	disagree	families	happiest
action	began	cleanest	disappear	family	happily
address	believe	climate	disappoint	fasten	haven't
afternoon	between	climber	discussion	faucet	heard
again	bicycle	close	dishonest	fault	heaven
aisle	bigger	cloth	display	favorite	heavier
all ready	biggest	clothes	ditch	fearful	heaviest
almost	birthday	clues	ditches	February	herd
alone	blizzard	coach	divide	few	hero
alphabet	blush	collar	division	fiction	heroes
already	bottom	collide	doctor	fifteen	herself
also	bought	color	does	fifty	himself
America	bowl	compass	dollar	figure	holiday
among	breakfast	computer	don't	flashlight	homeless
amount	bridge	concert	doubt	flavor	hoped
angel	brighter	conclusion	doughnut	flight	hopeful
angle	brother	control	downstairs	flour	hopeless
angrily	brought	copy	draft	foe	hoping
ankle	burglar	cough	dragonfly	follow	hour
annoy	busier	could've	drown	forest	however
another	busiest	couldn't	duty	fought	human
answer	buy	cousin	eager	fountain	hungry
anyone	calendar	crawl	earlier	freedom	I'm
appear	calf	crowded	earliest	freight	imagination
appeared	cardinal	cruel	early	friendly	inch
appearing	careful	crunch	earth	frighten	invisible
applaud	careless	crutch	easy	front	island
appoint	cattle	cubicle	eclipse	fuel	island
April	caught	curly	edge	future	isn't
aren't	caution	cute	educate	gather	it's
athlete	ceiling	cycle	education	gentle	item
attach	celebrate	cypress	else	geography	January
attend	cereal	dairy	empty	ghost	journey
attention	chalkboard	damage	enjoy	gigantic	journeys
attract	change	dancer	enjoyment	giraffe	judge
August	changed	dangerous	enough	given	July
autumn	changing	darkness	everything	glance	June
avoid	cheerful	daughter	example	gnawed	junior
awesome	chief	daydream	experiment	goodness	keyboard
awful	choice	decide	explain	graceful	kindness
awhile	choose	delight	explanation	grade	knelt
bakery	chute	describe	explode	grandparents	knock
banana	cinder	desert	express	gravity	later
barber	circle	dessert	expression	grumpy	laundry
battle	citizenship	diary	fact	halt	lawyer

lazier	none	racing	singer	thought	we're
laziest	November	rapid	sketch	thousand	weather
lazy	nowhere	rattled	skyscraper	thread	Wednesday
leaf	o'clock	rattling	slimy	throat	weigh
leaves	obey	really	slippery	through	when
ledge	occurrence	rebuild	smoky	Thursday	where
libraries	ocean	recall	sneakers	tighten	whether
library	October	receive	snowflake	tireless	which
lightning	office	recent	soft	title	whisper
listen	officer	refrigerator	somewhere	toast	whistle
lived	often	regular	southwest	too	who
living	ought	review	space	tougher	who's
loose	our	rewrite	spelling	traffic	whole
lose	outfield	right	spring	traveled	whose
magic	oxygen	roof	squeeze	traveling	why
magician	oyster	roofs	stalk	triangle	wild
main	paragraph	rougher	stall	trophy	wolf
matter	pedal	roughest	straight	trouble	wolves
mean	penny	ruin	strait	truth	wonder
medal	people	sadness	strange	Tuesday	world
meddle	pharmacy	sailor	stranger	twice	worse
melody	photograph	sandwich	string	twilight	worth
menu	phrase	Saturday	strong	two	wound
mighty	physician	saucer	studied	umpire	wrapped
million	piano	scarecrow	studying	unable	wrapper
mind	picnic	scent	suddenly	unbeaten	wrapping
minute	picture	schoolroom	sugar	uncertain	wreath
misbehave	piece	scissors	summer	uncle	wrench
mission	pilot	sealing	suppertime	uncomfortable	wrist
misspell	pitcher	search	surface	undercover	write
misunderstand	pollute	season	swiftly	understanding	wrong
misuse	pollution	second	switch	uniform	year
moisture	potato	secret	taught	unkind	you'll
month	potatoes	September	telephone	unknown	you're
mountain	prepare	service	temperature	unusual	
much	problem	shampoo	tenth	used	
multiply	program	shirt	that's	usual	
music	pronounce	shoes	their	vacant	
musician	pulley	shoot	then	vein	
naughty	puny	shower	there	village	
neighbor	purchase	shown	these	voice	
nephew	quicker	shrimp	they'd	volcano	
news	quickest	sight	they're	voyage	
nightly	quiet	sign	they've	walked	
nobody	quite	signal	thirsty	wallet	
noise	raced	since	thirty	watch	

**You are a
SUPER SPELLER!**



Name

Congratulations!!

Page 21

1. burglar, freedom
2. eclipse
3. snowflake
4. hungry, between
5. attract, twilight
6. glance, slimy
7. trouble, laundry

Page 22

1. burglar
2. glance
3. trouble
4. gravity
5. hungry
6. twilight
7. freedom
8. bridge
9. attract
10. between
11. snowflake
12. switch

glance

snowflake

trouble

eclipse

freedom

between

secret

bridge

- | | | |
|---------|-------|--------------|
| 1. hun | cret | 1. hungry |
| 2. se | gry | 2. secret |
| 3. laun | ble | 3. laundry |
| 4. trou | light | 4. trouble |
| 5. twi | dry | 5. twilight |
| 6. be | dom | 6. between |
| 7. snow | flake | 7. snowflake |
| 8. free | tween | 8. freedom |

Page 23

These words should be circled:

- | | |
|-------------|------------|
| 1. freedom | 5. trouble |
| 2. between | 6. applaud |
| 3. twilight | 7. bridge |
| 4. attract | 8. secret |

These words should be circled and written correctly:

- | | |
|--------------|-----------|
| 1. glance | glance |
| 2. hungry | hungry |
| 3. switch | switch |
| 4. laundry | laundry |
| 5. describe | describe |
| 6. slimy | slimy |
| 7. gravity | gravity |
| 8. snowflake | snowflake |
| 9. burglar | burglar |
| 10. eclipse | eclipse |

Page 25

1. where, spring
2. athlete, awhile
3. whistle, gather
4. watch, these
5. change, sandwich
6. singer, whisper
7. thirsty, nowhere
8. worth, slippery

Page 26

- | | | |
|------------|---------|----------|
| 1. these | gather | thread |
| 2. athlete | worth | thirsty |
| 3. attach | change | sandwich |
| 4. watch | | |
| 5. where | whisper | whistle |
| 6. awhile | nowhere | |

1. nowhere
2. thirsty
3. watch
4. where
5. attach
6. awhile
7. worth
8. gather
9. change
10. these
11. thread
12. whisper
13. sandwich
14. athlete
15. whistle

Page 27

These words should be underlined: slippery, worth, spring, nowhere, whistle

These words should be circled and written correctly:

- | | |
|-------------|----------|
| 1. attach | Attach |
| 2. sandwich | sandwich |
| 3. athlete | athlete |
| 4. thirsty | thirsty |
| 5. watched | watched |
| 6. singer | singer |
| 7. whisper | whisper |
| 8. awhile | awhile |
| 9. nowhere | Nowhere |
| 10. worth | worth |
| 11. whistle | whistle |
| 12. changes | changes |

Page 29

1. grade
2. neighbor, April
3. stranger
4. explain
5. ankle, able
6. weigh
7. display
8. space

Page 30

- long a sound
- | | | | |
|----------|-------|---------|-------|
| explain | able | later | space |
| stranger | grade | display | main |
| neighbor | weigh | vein | April |
| freight | | | |

short a sound

- | | | | | |
|----------|-------|-------------|-------|-------|
| fact | began | clasp | rapid | ankle |
| 1. neigh | play | 1. neighbor | | |
| 2. dis | bor | 2. display | | |
| 3. be | ger | 3. began | | |
| 4. ex | id | 4. explain | | |
| 5. stran | gan | 5. stranger | | |
| 6. rap | plain | 6. rapid | | |

Page 31

These words should be circled and written correctly: display, space, began, facts, explained, weigh, rapid, stranger, main, freight, April's, grade, later, neighbor, neighbor

Page 33

1. squeeze, piece
2. else, people
3. fifteen, tenth
4. spelling, believe
5. empty, mean
6. eager, sketch
7. easy, sneakers
8. When, receive

Page 34

- | | | |
|-------------|-------------|--------------|
| 1. squeeze | 7. sketch | 13. receive |
| 2. else | 8. easy | 14. piece |
| 3. believe | 9. eager | 15. edge |
| 4. when | 10. empty | 16. spelling |
| 5. tenth | 11. mean | 17. people |
| 6. sneakers | 12. fifteen | 18. then |
| 1. when | 7. sketch | 13. eager |
| 2. mean | 8. spelling | 14. squeeze |
| 3. believe | 9. receive | 15. sneakers |
| 4. piece | 10. tenth | 16. easy |
| 5. empty | 11. else | 17. people |
| 6. edge | 12. fifteen | 18. then |
- believe receive piece

1. squeeze
2. eager
3. piece
4. empty
5. receive
6. mean
7. believe
8. sketch
9. edge
10. easy

Page 35

These words should be circled:

1. believe
2. piece
3. receive
4. else
5. easy
6. sketch
7. empty
8. mean
9. squeeze
10. spelling
11. people
12. eager

These words should be circled and written correctly:

1. ~~tenth~~ tenth
2. ~~fifteen~~ fifteen
3. ~~people~~ people
4. ~~sneakers~~ sneakers
5. ~~than~~ Then
6. ~~when~~ When
7. ~~els~~ else
8. ~~edge~~ edge

Page 37

Down

1. buy
2. title
3. which
5. string
6. picnic
9. wild

Across

3. why
4. inch
5. skyscraper
7. decide
8. since
9. write
10. right

Page 38

fix

- since
- which
- inch
- string
- shrimp
- picnic
- bicycle

ple

- title
- mind
- wild
- decide
- why
- skyscraper
- buy
- right
- lightning
- write
- cypress
- bicycle

1. ~~ti~~ title
2. ~~pic~~ picnic
3. ~~de~~ decide
4. ~~light~~ lightning
5. ~~cy~~ cypress

Page 39

1. since
2. write
3. string
4. title

These words should be circled and written correctly:

picnic, wild Why, bicycle lightning inch decide, which shrimp, skyscraper, cypress

Page 41

1. a. strong e. problem
- b. whole f. wrong
- c. control g. bottom
- d. copy h. foe
2. a. October
- b. bowl
- c. doughnut
- d. toast
- e. cloth
- f. throat
- g. coach

Page 42

fox	goat
strong	foe
wrong	doughnut
copy	toast
cloth	coach
problem	throat
bottom	smoky
	whole
	explode
	shown
	bowl

~~wrong~~ ~~whole~~ ~~shown~~ ~~bowl~~
explode doughnut foe throat

Page 43

These words should be circled and written correctly:

1. ~~dough~~ doughnut
2. ~~octob~~ October
3. ~~strong~~ strong
4. ~~copy~~ Copy
5. ~~problem~~ problem
6. ~~shown~~ shown
7. ~~bowl~~ bowl
8. ~~coach~~ coach
9. ~~smoky~~ smoky
10. ~~foe~~ foe

7. ~~toast~~ toast
8. ~~throat~~ throat
9. ~~whole~~ whole
10. ~~bottom~~ bottom
11. ~~explode~~ explode

Page 45

1. c
2. n
3. a
4. b
5. h
6. i
7. d
8. e
9. k
10. o
11. l
12. m
13. f
14. g
15. j

Page 46

cup	use
blush	uniform
crutch	usual
crunch	human
grumpy	cubicle
much	cute
uncle	fuel
umpire	used
none	
does	

1. ~~grum~~ ~~ture~~ 1. grumpy
2. ~~um~~ ~~man~~ 2. umpire
3. ~~hu~~ ~~cle~~ 3. human
4. ~~un~~ ~~pire~~ 4. uncle
5. ~~fu~~ ~~py~~ 5. future
6. ~~beau~~ ~~u~~ ~~ful~~ 6. beautiful
7. ~~un~~ ~~i~~ ~~al~~ 7. uniform
8. ~~us~~ ~~i~~ ~~cle~~ 8. usual
9. ~~cub~~ ~~ti~~ ~~form~~ 9. cubicle

Page 47

These words should be circled and written correctly:

uncle, uniform, cute, fuel, none, umpire, grumpy, beautiful, crunch, blush, crutch, much

Page 49

Down

1. office
3. address
4. follow
6. matter
8. million
10. penny

Across

2. village
5. occurrence
7. summer
9. dollars
11. wallet
12. wrapper

Page 50

- | | |
|--------------|----------------|
| 1. address | 13. matter |
| 2. blizzard | 14. summer |
| 3. wallet | 15. cattle |
| 4. collide | 16. dollar |
| 5. office | 17. supertime |
| 6. wrapper | 18. occurrence |
| 7. penny | |
| 8. million | |
| 9. village | |
| 10. battle | |
| 11. follow | |
| 12. scissors | |

- | | | |
|----------|------|--------------|
| 1. fol | lide | 1. follow |
| 2. bat | low | 2. battle |
| 3. mat | ter | 3. matter |
| 4. col | tle | 4. collide |
| 5. of | tle | 5. office |
| 6. cat | fice | 6. cattle |
| 7. vil | ny | 7. village |
| 8. wal | lar | 8. wallet |
| 9. pen | lage | 9. penny |
| 10. scis | let | 10. scissors |
| 11. dol | sors | 11. dollar |
| 12. mil | lion | 12. million |

Page 51

These words should be circled:
dollar village collide cattle
supertime million summer

These words should be circled
and written correctly:

- | | |
|-------------|----------|
| 1. office | office |
| 2. village | village |
| 3. address | address |
| 4. summer | Summer |
| 5. follow | follow |
| 6. scissors | scissors |
| 7. dollars | dollars |
| 8. penny | penny |
| 9. blizzard | blizzard |
| 10. million | million |
| 11. cattle | cattle |
| 12. battle | battle |

Page 53

- | | |
|---------------|--------------|
| 1. a. January | e. July |
| b. August | f. November |
| c. February | |
| d. September | |
| 2. a. Tuesday | c. Wednesday |
| b. Thursday | d. Saturday |

3. a year
4. a month

1. seasons 2. calendar

Page 54

1. c
2. a
3. b
4. g
5. f
6. e
7. d

1. f
2. c
3. i
4. g
5. h
6. j
7. l
8. k

9. d
10. a
11. e
12. b

Page 55

These words should be circled:
September, holiday year, month.
Tuesday, July, February, second,
Wednesday

These words should be circled
and written correctly:

- | | |
|--------------|-----------|
| 1. holiday | holiday |
| 2. Wednesday | Wednesday |
| 3. month | month |
| 4. January | January |
| 5. minutes | minutes |
| 6. seconds | seconds |
| 7. Tuesday | Tuesday |
| 8. Thursday | Thursday |
| 9. July | July |
| 10. Saturday | Saturday |

Page 57

1. purchase, banana
2. compass, ocean
3. pedal, across
4. mountain
5. alone
6. often
7. given, color
8. brother, cousin

9. appear, front
10. again

Page 58

- | | | | |
|-------------|--------------|----------|--------|
| across | alone | among | again |
| about | appear | brother | banana |
| compass | heaven | mountain | ocean |
| cousin | given | often | |
| 1. a cross | 10. given | | |
| 2. alone | 11. heaven | | |
| 3. among | 12. ocean | | |
| 4. again | 13. cousin | | |
| 5. appear | 14. purchase | | |
| 6. mountain | 15. often | | |
| 7. brother | 16. color | | |
| 8. compass | 17. pedal | | |
| 9. banana | | | |

Page 59

These words should be circled:

- | | |
|-----------|-----------|
| 1. heaven | 5. appear |
| 2. ocean | 6. again |
| 3. color | 7. banana |
| 4. pedal | 8. front |

These words should be circled and
written correctly:

1. cousin brother across mountains
cousin brother across mountains
2. purchased compass among
purchased compass among
3. alone
alone
4. often given
often given

Page 61

1. I'm
2. don't, o'clock
3. who's
4. aren't
5. isn't
6. Didn't
7. It's
8. We're
9. You're

Page 62

1. aren't o
2. don't o
3. you'll wi
4. they've ha
5. could've ha

6. they'd woul
7. who's i
8. it's i
9. I'm a
10. isn't o
11. we're a
12. o'clock f the
13. haven't o
14. couldn't o
15. you're a
16. they're a
17. that's i
18. didn't o

Page 63

- | | |
|-------------|--------------|
| 1. I'm | 10. isn't |
| 2. it's | 11. we're |
| 3. who's | 12. o'clock |
| 4. they'd | 13. haven't |
| 5. could've | 14. couldn't |
| 6. they've | 15. you're |
| 7. you'll | 16. that's |
| 8. don't | 17. they're |
| 9. aren't | 18. didn't |

These words should be circled and written correctly:

- | | |
|-------------------|---------|
| 1. <u>doen't</u> | don't |
| 2. <u>they're</u> | They're |
| 3. <u>o'clock</u> | o'clock |
| 4. <u>who's</u> | Who's |
| 5. <u>doen't</u> | don't |
| 6. <u>you're</u> | You're |
| 7. <u>we're</u> | We're |
| 8. <u>that's</u> | That's |
| 9. <u>i'm</u> | I'm |
| 10. <u>you'll</u> | You'll |
| 11. <u>it's</u> | It's |

Page 65

Down

1. outfield
2. breakfast
3. birthday
5. dragonfly
6. daydream
7. keyboard

Across

4. himself
8. grandparent
9. nobody
10. anyone
11. scarecrow

Page 66

1. chalkboard
2. somewhere
3. afternoon
4. however
5. herself
6. grandparents

- | | |
|----------------|-------------------|
| 1. any/one | 10. day/dream |
| 2. how/ever | 11. down/stairs |
| 3. every/thing | 12. grand/parents |
| 4. him/self | 13. break/fast |
| 5. birth/day | 14. out/field |
| 6. her/self | 15. scare/crow |
| 7. some/where | 16. no/body |
| 8. after/noon | 17. dragon/fly |
| 9. chalk/board | 18. key/board |

Page 67

These words should be circled and written correctly:

- | | |
|-------------------------|--------------|
| 1. <u>any one</u> | anyone |
| 2. <u>birth day</u> | birthday |
| 3. <u>her self</u> | herself |
| 4. <u>him self</u> | himself |
| 5. <u>every thing</u> | everything |
| 6. <u>dragon fly</u> | dragonfly |
| 7. <u>somewhere</u> | Somewhere |
| 8. <u>key board</u> | keyboard |
| 9. <u>outfield</u> | outfield |
| 10. <u>chalk board</u> | chalkboard |
| 11. <u>No body</u> | Nobody |
| 12. <u>scarecrow</u> | scarecrow |
| 13. <u>grandparent</u> | grandparents |
| 14. <u>break fast</u> | breakfast |
| 15. <u>day dreaming</u> | daydreaming |
| 16. <u>down stairs</u> | downstairs |

These words should be circled:

1. outfield
2. afternoon
3. everything
4. breakfast
5. nobody

Page 69

Three of the following should be written:

- | | | |
|-----------|----------|-----------|
| 1. living | rattling | studying |
| traveling | changing | appearing |
| racing | hoping | wrapping |

Three of the following should be written:

- | | | |
|--------------|-----------|----------|
| 2. lived | rattled | studied |
| traveled | changed | appeared |
| raced | hoped | wrapped |
| 3. a. travel | e. live | |
| b. study | f. hope | |
| c. race | g. rattle | |
| d. change | h. appear | |

Page 70

1. living - drop **e**
2. wrapping - double final consonant
3. rattling - drop **e**
4. hoping - drop **e**
5. studying - no change
6. racing - drop **e**
7. traveling - no change
8. changing - drop **e**
9. appearing - no change

1. lived - drop **e**
2. wrapped - double final consonant
3. rattled - drop **e**
4. hoped - drop **e**
5. studied - change **y** to **i**
6. raced - drop **e**
7. traveled - no change
8. changed - drop **e**
9. appeared - no change

Page 71

1. rattling
2. racing
3. traveled
4. changing
5. appearing

These words should be circled and written correctly:

- | | | |
|-----------|----------|---------|
| traveling | raced | studied |
| changed | wrapping | lived |
| appeared | hoped | |

Page 73

Down

1. lazier
2. busiest
3. bigger
5. rougher
7. cleaner
8. earlier

Across

4. biggest
6. roughest
7. cleanest
9. earliest
10. heavier

Page 74

1. cleaner - no change
2. bigger - double final consonant
3. earlier - change **y** to **i**
4. quicker - no change
5. busier - change **y** to **i**
6. rougher - no change
7. heavier - change **y** to **i**
8. happier - change **y** to **i**
9. lazier - change **y** to **i**

1. cleanest - no change
2. biggest - double final consonant
3. earliest - change **y** to **i**
4. quickest - no change
5. busiest - change **y** to **i**
6. roughest - no change
7. heaviest - change **y** to **i**
8. happiest - change **y** to **i**
9. laziest - change **y** to **i**

Page 75

These words should be circled:

heaviest quick
lazy quicker
busy cleanest
roughest happiest

These words should be circled and written correctly:

1. bigges bigger
2. earlest earliest
3. lazier laziest
4. happyer happier
5. heavies heavier
6. busyes busiest
7. quickies quickest
8. cleanies cleanest
9. rougher rougher
10. hapiest happiest
11. busye busier

Page 77

1. shirt, collar
2. worse, world
3. sailor, doctor
4. barber, curly
5. earth, shower
6. service, wonder, bakery
7. early, another
8. thirty, surface

Page 78

1. doctor
2. barber
3. shower
4. wonder
5. sailor
6. another
7. dollar
8. service
9. worse
10. bakery
11. world
12. thirty
13. curly
14. shirt
1. ear ly
2. thir ty
3. doc tor
4. ser vice
5. won der
6. bar ber
7. sur face
8. cur ly
9. sail or
10. show er
11. dol lar
12. col lar

Page 79

These words should be circled and written correctly:
thirty Earth world shower
surface service doctor
worse early search sailor curly

Page 81

Down

1. journeys
2. leaf
3. hero
6. leaves
7. ditches
8. ditch
9. roofs
12. potato

Across

4. wolves
5. journey
10. families
11. wolf
13. heroes
14. potatoes
15. roof

Page 82

1. leaves - change **f** to **v**, add **es**
2. heroes - add **es**
3. potatoes - add **es**
4. families - change **y** to **i**, add **es**
5. ditches - add **es**
6. wolves - change **f** to **v**, add **es**
7. libraries - change **y** to **i**, add **es**
8. journeys - add **s**

1. he roes
2. ditch es
3. jour neys
4. po ta toes
5. fam i lies
6. li brar ies

Page 83

These words should be circled:
libraries potatoes ditches
wolves

These words should be circled and written correctly:

1. family family
2. ditchs ditches
3. herow hero
4. potatoes potatoes
5. leafs leaves
6. rooves roofs
7. wolfs wolves
8. journy journey
9. families families
10. librare library
11. rouf roof
12. woolf wolf
13. leaf leaf
14. heros heroes
15. libraries libraries

Page 85

1. a. also
b. crawl
c. false
d. soft
2. a. soft
b. halt
c. false
d. bought
3. a. officer e. cough
b. faucet f. because
c. saucer g. also
d. lawyer h. crawl

Page 86

fall	caught	law
also	faucet	lawyer
almost	saucer	awesome
false	caution	crawl
stalk	because	awful
halt		
stall		

loft	trough
officer	bought
soft	cough

1. be some
2. awe cause
3. al cet
4. law so
5. fau yer
6. sau tion
7. cau most
8. al cer
1. because
2. awesome
3. also
4. lawyer
5. faucet
6. saucer
7. caution
8. almost

Page 87

These words should be circled:
almost, cough, lawyer, faucet,
stalk, bought, stall, awful,
awesome, saucer

These words should be circled and written correctly:

1. all most almost
2. saucer saucer
3. lawyer lawyer
4. caution caution
5. awsome awesome
6. crawl crawl
7. bought bought
8. soft soft
9. awful awful
10. cough cough

6. faucet faucet
because because
7. officer officer
Halt Halt
8. also also
false false

Page 89

dancer strange dangerous
circle cardinal gentle damage

cereal sugar signal regular
concert

Page 90

soft c	hard c
cinder	circle
circle	cardinal
concert	concert
cereal	cycle
cycle	
dancer	
celebrate	
twice	

soft g	hard g
dangerous	signal
strange	regular
ledge	sugar
damage	geography
geography	
gentle	

1. cycle 5. signal
2. circle 6. gentle
3. celebrate 7. strange
4. geography 8. dangerous
1. damage 3. strange
2. dangerous 4. gentle

Page 91

These words should be circled:
strange cinder ledge sugar
cycle cardinal regular
dangerous

These words should be circled
and written correctly:

1. dancer dancer
twice twice
2. cardinal cardinal
cereal cereal
3. dangerous dangerous
ledge ledge

4. geography geography
strange strange
5. regular regular
cinder cinder
6. damage damage
signal signal

Page 93

Down

1. clues
2. few
5. ruin
7. whose
8. June
9. choose
11. wound

Across

3. duty
4. cruel
6. news
9. conclusion
10. shoes
11. who
12. schoolroom

Page 94

1. few 10. ruin
2. schoolroom 11. through
3. June 12. news
4. cruel 13. whose
5. shoes 14. conclusion
6. truth 15. shampoo
7. duty 16. wound
8. who 17. clues
9. choose 18. junior

1. 1 10. 1
2. 1 11. 2
3. 1 12. 1
4. 2 13. 3
5. 1 14. 1
6. 2 15. 2
7. 1 16. 2
8. 1 17. 1
9. 1 18. 2

Page 95

These words should be circled
and written correctly:
schoolroom duty News through
few clues conclusion truth
wounded Who cruel junior June
whose

Page 97

crowded voice noise
appoint amount

voyage thousand
southwestern pronounce
oyster flour choice enjoy

Page 98

1. voice 6. avoid
2. oyster 7. appoint
3. voyage 8. enjoy
4. annoy 9. moisture
5. choice 10. noise
1. down 5. southwest
2. amount 6. thousand
3. mountain 7. flour
4. crowded 8. pronounce

1. oys nounce 1. oyster
2. an ter 2. annoy
3. pro tain 3. pronounce
4. four noy 4. fountain
5. a mount 5. amount
6. thou ture 6. thousand
7. south sand 7. southwest
8. mois west 8. moisture
9. en age 9. enjoy
10. voy joy 10. voyage

Page 99

These words should be circled:

1. amount 5. voice
2. thousand 6. appoint
3. enjoy 7. pronounce
4. voyage 8. southwest

These words should be circled
and written correctly:

1. annoy annoy
noise noise
2. avoid avoid
drown drown
3. choice choice
oyster oyster
4. flour flour
5. crowded crowded
6. moisture moisture

Page 101

Across

1. phrase
2. enough
4. chief
7. paragraph
10. pharmacy
11. telephone

Down

1. photograph
3. nephew
5. fifty
6. trophy
8. alphabet
9. draft

Page 102

1. enough
2. tougher
3. fifty
4. pharmacy
5. alphabet
6. nephew
7. trophy
8. paragraph
9. telephone
10. photograph
11. giraffe
12. forest
13. figure
14. refrigerator
15. draft
16. phrase
17. traffic
18. chief
1. figure
2. giraffe
3. fifty
4. traffic
5. draft
6. alphabet
7. paragraph
8. trophy
9. chief
10. phrase
11. refrigerator
12. pharmacy
13. enough
14. forest
15. photograph
16. telephone
17. nephew
18. tougher

Page 103

These words should be circled and written correctly:

Pharmacy nephew fifty
tougher enough forest giraffes
nephew trophy photograph
paragraph chief

Page 105

daughter thought brought
nightly frighten flight flashlight
caught sight brighter brighter
delight naughty daughter

Page 106

1. flight
2. delight
3. thought
4. caught
5. bright or brought
6. brought or bright
1. brought
2. fault
3. thought
4. fought
5. caught
6. daughter
7. taught
8. naughty
1. frighten
2. flash
3. brighter
4. flashlight
5. mighty
6. delight
7. frighten
8. nightly

letters are g h

Page 107

These words should be circled:
caught delight taught
ought sight

These words should be circled and written correctly:

1. ought
2. fight
3. fought
4. caught
5. flight
6. daughter
7. taught
8. flashlight
9. sight
10. frighten
11. thought
12. naughty
13. brought
14. delight
15. brighter
1. ought
2. fight
3. fought
4. caught
5. flight
6. daughter
7. taught
8. flashlight
9. sight
10. frighten
11. thought
12. naughty
13. brought
14. delight
15. brighter

Page 109

Down

1. knelt
2. fasten
3. answer
4. wreath
5. calf
6. island
10. climber
11. key
12. chin
14. judge

Across

4. wrench
7. scent
8. listen
9. eat
11. knock
13. walked
15. sign
16. doubt
17. wrist

Non-spelling words: eat, key, chin

Page 110

1. calf
2. walked
3. ghost
4. gnawed
5. climber
6. wreath
7. listen
8. island
9. scent
10. wrench
11. judge
12. fasten
13. answer
14. doubt
15. sign
1. knelt
2. knock
3. wrist
4. wrench
5. wreath
6. gnawed
7. sign
8. calf
1. walked
2. fasten
3. ghost
4. gnawed
5. listen
6. answer

Page 111

1. wrench
2. wreath
3. walked
4. gnawed
5. knock
6. answer
7. doubt
8. wrist
9. judge
10. climber
1. listen
2. knock
3. calf
4. knelt
5. doubt
6. sign
7. judge
8. answer
9. climber
10. fasten
11. island
12. scent
13. wrist
14. walked
15. wrench
16. wreath

Page 113

1. physician
2. magician
3. musician
4. attention
5. education
6. pollution
7. division
8. fiction
9. action
10. expression
1. pollute
2. divide
3. fiction
4. action

Page 114

1. expression
2. action
3. attention
4. division
5. education
6. pollution

two-syllable words	three-syllable words
action	division
fiction	attention
mission	pollution
divide	expression
attend	educate
pollute	musician
express	magician
music	physician
magic	
four-syllable words	
education	

Page 115

These words should be circled and written correctly:

musician magician physician
musician music expression
physician musician attention
magician express physician
pollution magician divide
physician mission musician
magician physician

Page 117

1. pilot, volcano
2. climate, lazy
3. piano, program
4. flavor, menu
5. gigantic, pulley
6. prepare
7. recent, really
8. puny, obey
9. vacant, triangle

Page 118

All words should be underlined.

- | | |
|--------------------|---------------------|
| 1. <u>lazy</u> | 10. <u>climate</u> |
| 2. <u>volcano</u> | 11. <u>gigantic</u> |
| 3. <u>flavor</u> | 12. <u>program</u> |
| 4. <u>piano</u> | 13. <u>obey</u> |
| 5. <u>recent</u> | 14. <u>puny</u> |
| 6. <u>really</u> | 15. <u>prepare</u> |
| 7. <u>item</u> | 16. <u>vacant</u> |
| 8. <u>pilot</u> | 17. <u>pulley</u> |
| 9. <u>triangle</u> | 18. <u>menu</u> |

lazy item really gigantic
flavor obey piano triangle

lazy climate recent
obey menu item

Page 119

These words should be circled:
climate recent pilot puny
obey program volcano

These words should be circled and written correctly:

- | | |
|--------------------|----------|
| 1. <u>lazy</u> | lazy |
| 2. <u>vacant</u> | vacant |
| 3. <u>item</u> | item |
| 4. <u>volcano</u> | volcano |
| 5. <u>flavor</u> | flavor |
| 6. <u>gigantic</u> | Gigantic |
| 7. <u>pilot</u> | pilot |
| 8. <u>really</u> | really |
| 9. <u>recent</u> | recent |
| 10. <u>piano</u> | piano |

- | | |
|---------------------|----------|
| 6. <u>obey</u> | obey |
| 7. <u>pulley</u> | pulley |
| 8. <u>puny</u> | puny |
| 9. <u>menu</u> | menu |
| 10. <u>climate</u> | climate |
| 11. <u>Triangle</u> | Triangle |
| 12. <u>prepare</u> | prepare |
| 13. <u>program</u> | program |

Page 121

Down

1. too
3. their
4. chute
5. sealing
7. medal
8. heard
9. close
11. our
12. two

Across

2. shoot
5. straight
6. strait
8. herd
9. ceiling
10. hour
12. there

Page 122

- | | |
|-------------|------------|
| 1. herd | 6. shoot |
| 2. close | 7. ceiling |
| 3. our | 8. too |
| 4. meddle | 9. there |
| 5. straight | |

1. there, their
2. hour, our
3. shoot, chute
4. two, too
5. strait, straight
6. meddle, medal
7. ceiling, sealing
8. our, hour
9. close, clothes

Page 123

These words should be circled and written correctly:
our There hour shoot two
straight heard ceiling too close
herd sealing their medal

Page 125

1. quiet, quite
2. angel, angle
3. already, all ready
4. dessert, desert
5. whether, weather
6. pitcher, picture
7. loose, lose
8. aisle, isle
9. diary, dairy

Page 126

- | | |
|------------|------------|
| 1. quiet | 6. picture |
| 2. angle | 7. loose |
| 3. already | 8. aisle |
| 4. desert | 9. diary |
| 5. weather | |
-
- | | | |
|---------------------|------------------|------------|
| 1. al | gel | 1. already |
| 2. pit | cher | 2. pitcher |
| 3. des | er | 3. desert |
| 4. an | ready | 4. angel |
| 5. wheth | ert | 5. whether |
| 6. weath | er | 6. weather |
| 7. qui | sert | 7. quiet |
| 8. an | et | 8. angle |
| 9. des | gle | 9. dessert |

Page 127

These words should be circled:
dairy angle quite picture
already whether lose dessert
loose isle

These words should be circled and written correctly:

- | | |
|---------------------|-----------|
| 1. <u>aisle</u> | aisle |
| 2. <u>weather</u> | weather |
| 3. <u>whether</u> | whether |
| 4. <u>pitcher</u> | pitcher |
| 5. <u>picture</u> | picture |
| 6. <u>dairy</u> | dairy |
| 7. <u>all ready</u> | all ready |
| 8. <u>quiet</u> | quiet |
| 9. <u>diary</u> | diary |
| 10. <u>angel</u> | angel |
| 11. <u>already</u> | already |
| 12. <u>desert</u> | desert |
| 13. <u>dessert</u> | dessert |
| 14. <u>lose</u> | lose |
| 15. <u>loose</u> | loose |
| 16. <u>angel</u> | angel |
| 17. <u>quite</u> | quite |

Page 129

1. fearful, graceful or friendly
2. hopeless, homeless
3. careful
4. friendly or cheerful
5. goodness, kindness OR kindness, goodness
6. suddenly
7. hopeful
8. swiftly

Page 130

1. hopeless or hopeful
2. hopeful or hopeless
3. sadness
4. friendly
5. tireless
6. fearful
7. cheerful
8. homeless
9. graceful
10. happily
11. careless or careful
12. angrily
13. swiftly
14. suddenly
15. darkness
16. goodness
17. careful or careless
18. kindness

1. hope less
2. hope ful
3. dark ness
4. an gri ly
5. hap pi ly
6. friend ly
7. kind ness

Page 131

These words should be circled and written correctly:

Suddenly darkness careless
fearful hopeful tireless hopeless
Sadness graceful friendly
cheerful swiftly

Page 133**Across**

1. rebuild
4. unknown
5. uncomfortable
9. review
10. unkind
11. recall

Down

2. unable
3. disagree
4. uncertain
6. misspell
7. rewrite
8. misuse

Page 134

- | | |
|-------------|-------------------|
| 1. unable | 6. rewrite |
| 2. recall | 7. unbeaten |
| 3. misuse | 8. uncertain |
| 4. disagree | 9. disappear |
| 5. misspell | 10. uncomfortable |

Page 135

These words should be circled:
disappear, dishonest,
uncomfortable, disagree, review,
unable, unknown, recall, unkind,
misunderstand

These words should be circled and written correctly:

- | | |
|------------------------------|---------------|
| 1. disappoint | disappoint |
| 2. disappear | disappear |
| 3. misunderstand | misunderstand |
| 4. misspelled | misspelled |
| 5. disagree | disagree |
| 6. dishonest | dishonest |
| 7. recall | recall |
| 8. misbehave | misbehave |
| 9. review | review |
| 10. rewrite | rewrite |
| 11. uncomfortable | uncomfortable |
| 12. unkind | unkind |

Page 137

1. temperature
2. favorite, imagination
3. enjoyment, computer
4. America, citizenship
5. understanding
6. undercover, invisible
7. unusual, melody
8. example, multiply

Page 138

- | | |
|-------------------|-------------|
| 1. favorite | 3. multiply |
| 2. invisible | 4. unusual |
| 5. multiply | |
| 6. favorite | |
| 7. enjoyment | |
| 8. temperature | |
| 9. oxygen | |
| 10. discussion | |
| 11. citizenship | |
| 12. America | |
| 13. unusual | |
| 14. understanding | |
| 15. explanation | |
| 16. imagination | |

Page 139

These words should be circled and written correctly:
computer, imagination, example,
multiply, citizenship, America,
unusual, invisible, undercover,
experiment, understanding,
oxygen, temperature, enjoyment

NEW!

Daily Academic Vocabulary

Daily Academic Vocabulary, the newest addition to Evan-Moor's popular "Dailies" titles, is a supplemental vocabulary series for grades 2–6. This series features direct instruction of vocabulary, shown to be the most effective way to expand students' vocabulary. Both reproducible teacher's edition and student practice book formats are available.

Two Great Formats!

Reproducible Teacher's Edition

- Definitions and sample sentences for each week's words
- Ideas for how to introduce the words
- Instruction that builds on students' personal connection to the words
- 32 Transparencies that display each week's words, definitions, and sample sentences

Student Practice Books

- Days 1–4 each week present three or four practice items that focus on using the words in a scholastic or personal context.
- Day 5 is a review that features four multiple-choice items and an open-ended writing activity that requires students to apply the words to their own experiences.
- Four quarterly review weeks give students additional practice on the words introduced in the prior eight weeks. Practice formats include cloze paragraphs, crosswords, and crack-the-code puzzles.

**NEW!**

Teacher's Edition

Grade 2	EMC 2758 978-1-55673-201-8
Grade 3	EMC 2759 978-1-55673-202-5
Grade 4	EMC 2760 978-1-55673-203-2
Grade 5	EMC 2761 978-1-55673-204-9
Grade 6	EMC 2762 978-1-55673-205-6

Student Pack (5 Student Books)

Grade 2	EMC 6507 978-1-55673-208-7
Grade 3	EMC 6508 978-1-55673-209-4
Grade 4	EMC 6509 978-1-55673-210-0
Grade 5	EMC 6510 978-1-55673-211-7
Grade 6	EMC 6511 978-1-55673-212-4