

# Toads in the Road



Series created by Roderick Hunt and Alex Brychta





Written by Roderick Hunt and illustrated by Nick Schon,  
based on the original characters created by  
Roderick Hunt and Alex Brychta  
**Phonics Consultant:** Debbie Hepplewhite

## **BEFORE READING**

### **Talk together**

- Look at the cover picture together and read the title. Ask: *What is Kipper doing?* Talk about why roads are dangerous, especially for wild animals.
- Look through the book and talk about the pictures.

### **Say the sounds**

These are the focus letters and sounds your child will practise in this book.

**oa ur**

### **Sound the words**

These words practise the focus letters and sounds for this book. Encourage your child to say the sounds from left to right to read the words.

**toad road load coat coach hurt turn**

### **Read these words together**

These words are common but children may find them hard to read at this stage.


**we was you they are**



Enjoy reading and talking about the book together!

See the inside back cover for more ideas.

A toad was on the road.





Dad put the toad down.

You will not  
get hurt, now.






Loads of toads!





Dad ran to get Mum.




Mum rang Wilma's mum.





Dad got Biff and Chip.

Quick! Toads  
are on the road.




Wilma's mum had a big coat for Dad.  
Dad put the coat on.






They ran to get the toads.

Pick up the toads.






Get them off the road.






A coach load of men ran up.



We can pick up  
toads with you.






The men ran to pick up the toads.










The road was shut.  
Men dug it up.



They put a toad run in the road.





The toads will  
not get hurt, now.



## AFTER READING

### Toad rhymes

- Ask: *How many words can you find in the book that rhyme with toad? (two: road, load)*

## WHAT IS BLENDING?

For reading (decoding) say the sounds from left to right of the word and blend the sounds to hear the whole word.

### How to blend

Point under each grapheme (letter or letter group) as you say the sound, then run your finger under the whole word as you say the whole (or blended) word.

e.g. **t-oa-d toad**



Text © Roderick Hunt 2010

Illustrations © Alex Brychta and Nick Schon 2010

The characters in this work are the original creation of Roderick Hunt and Alex Brychta who retain copyright in the characters.

First published 2010

This edition published 2011 ISBN: 978-0-19-848519-3

All rights reserved. Photocopying of this book is prohibited.

10 9 8 7 6 5 4 3 2 1

Printed in China by Hing Yip

Paper used in the production of this book is a natural, recyclable product made from wood grown in sustainable forests. The manufacturing process conforms to the environmental regulations of the country of origin.







# Floppy's Phonics


Fiction

## Toads in the Road

Dad picks up loads of toads.

Focus phonics:

oa ur



Oxford Reading Tree  
Stage 3

Book Band 3 Yellow

Letters and Sounds Phase 3



*Floppy's Phonics  
Fiction*

*Stage 3  
Pack A*

Leek Hotpot

Queen's Maid

Toads in the Road

Chairs in the Air

A Bark in the Night

Silver Foil Rocket

**OXFORD**  
UNIVERSITY PRESS

How to get in touch:

**web** [www.oxfordprimary.co.uk](http://www.oxfordprimary.co.uk)  
**email** [schools.enquiries.uk@oup.com](mailto:schools.enquiries.uk@oup.com)  
**tel.** +44 (0) 1536 741171  
**fax** +44 (0) 1865 313472

ISBN 978-0-19-848519-3



9 780198 485193