

Sun hat fun



How to use this book

This book has four stories for your child to read.




Sun hat fun page 6

Pop! page 10

This cat page 14

Gus page 18

Before each story there are important activities which will help prepare your child for reading it. When he or she has read the story, there are further activities which will help reinforce what has been learnt.

-  *Have fun talking about the pictures.*
-  *Encourage your child to read the engaging stories again and again for fun and practice.*
-  *Use the Star checklist on page 3 to build your child's confidence as he or she colours in a star after each activity.*

Six steps for reading success

- 1** *Practise reading the Speed sounds before each story.*
- 2** *Read the Green and Red words before each story.*
- 3** *Read the story.*
- 4** *Re-read the story to reinforce meaning.*
- 5** *Answer the questions about the story.*
- 6** *Practise reading the Speed words.*

Give your child lots of praise and encouragement. Have fun!

Story



I can read the **Speed sounds**.



I can read the **Green words**.



I can read the **Red words**.



I can read the story.



I can answer the questions about the story.



I can read the **Speed words**.



Say the Speed sounds

Consonants

Ask your child to say the sounds (not the letter names) clearly and quickly, in and out of order. Make sure he or she does not add 'uh' to the end of the sounds, e.g. 'f' not 'fuh'.



f	l	m	n	r	s	v	z	sh	th	ng nk		
b	c k ck	d	g	h	j	p	qu	t	w	x	y	ch

Each box contains one sound.

Vowels

Ask your child to say each vowel sound and then the word, e.g. 'a' 'at'.

at	hen	in	on	up
----	-----	----	----	----

Story Sun hat fun

Read the Green words

For each word ask your child to read the separate sounds, e.g. 'h-a-d' and then blend the sounds together to make the word, e.g. 'had'.

had a hat sun fun

it on and run

Read the Red words

Red words don't sound like they look. Read the word out to your child. Explain that he or she will have to stop and think about how to say the red word in the story.

put

Story

Sun hat fun

Introduction

Do you like wearing hats? This rhyming story is about a dad who has a special hat.



Dad had a hat,
a sun hat,



a fun hat,
a **put** it on and run hat,

run, run, run!



Story Pop!

Read the Green words

For each word ask your child to read the separate sounds, e.g. 't-o-p', 'w-i-th' and then blend the sounds together to make the word, e.g. 'top', 'with'. Sometimes one sound is represented by more than one letter, e.g. 'th', 'sh', 'ck'. These are underlined.

a box fox big red got
on top with hop pop

Read the Red words

Red words don't sound like they look. Read the words out to your child. Explain that he or she will have to stop and think about how to say the red words in the story.

said the

Story

Pop!

Introduction

This rhyming story is about a fox who gets a surprise.



“A box!” **said the** fox.

“A big, red box.”

The fox got on the top
with a hop, hop, hop.



Pop!



Story This cat

Read the Green words

For each word ask your child to read the separate sounds, e.g. 'c-a-t', 'th-i-s' and then blend the sounds together to make the word, e.g. 'cat', 'this'. Sometimes one sound is represented by more than one letter, e.g. 'th', 'sh', 'ck'. These are underlined.

this cat can sing hum
bang on a big tin
drum splosh

Story

This cat

Introduction

Do you like cats? This rhyming story is about a cat who thinks he's very clever.



This cat can sing.
This cat can hum.

This cat can bang on
a big, tin drum.



Splosh!



Ask your child:

★ What three things can the cat do?

Story Gus

Read the Green words

For each word ask your child to read the separate sounds, e.g. 'b-a-g', 'l-i-ck-s' and then blend the sounds together to make the word, e.g. 'bag', 'licks'. Sometimes one sound is represented by more than one letter, e.g. 'th', 'sh', 'ck'. These are underlined.

bag yum his and tum bump

Ask your child to read the root word first and then the word with the ending.

bun → buns lick → licks
lip → lips rub → rubs
get → gets run → runs

Read the Red words

Red words don't sound like they look. Read the words out to your child. Explain that he or she will have to stop and think about how to say the red words in the story.

of the

Story

Gus

Introduction

This rhyming story is about a greedy chimp called Gus.



A bag **of** buns!

Yum, yum, yum!

Gus licks his lips and
rubs his tum.



Gus gets **the** bag and runs and runs.



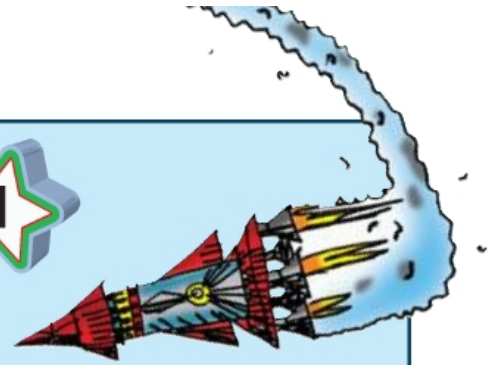
Bump!



Speed words for Story



Ask your child to read the words across the rows, down the columns and in and out of order, clearly and quickly.



hat	sun	had	it	run
a	on	and	fun	put

Speed words for Story

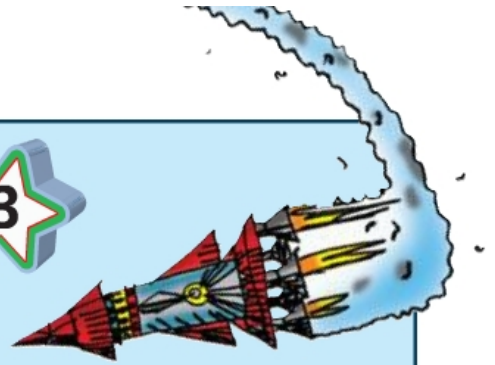


red	fox	hop	with	on
box	the	got	pop	big

Speed words for Story



Ask your child to read the words across the rows, down the columns and in and out of order, clearly and quickly.









can	tin	hum	this	big
cat	sing	bang	drum	on

Speed words for Story



buns	yum	licks	tum	gets
runs	bag	lips	rubs	his

Help your child to read with phonics



Series created by
Ruth Miskin
Stories by Cynthia Rider
Illustrated by
Tim Archbold

Published by
Oxford University Press
Great Clarendon Street
Oxford OX2 6DP

© Oxford University Press 2007

First published 2007
All rights reserved

ISBN 9 78019 8386643

10 9 8 7 6 5 4 3 2 1

Printed in China by Imago



Dad has fun
in the sun.




Ruth Miskin advises the government on the teaching of synthetic phonics and has trained its senior literacy advisers.

The *Read Write Inc. Phonics Storybooks* are lively, rhyming stories for your child to practise reading at home. They will enable you to support your child by reinforcing what he or she is learning at school in a fun and structured way.

Level 1 books will help your child practise:

- blending sounds into words
- reading short, simple words
- reading simple sentences



OXFORD
UNIVERSITY PRESS

www.oup.com

Created by Ruth Miskin
Stories by Cynthia Rider Illustrated by Tim Archbold

£2.99

ISBN 978-0-19-838664-3



9 780198 386643