


READ WITH  
**Biff,**  
**Chip &**  
**Kipper**

Phonics: Level 1

# Floppy's Fun Phonics



series created by  
Roderick Hunt and Alex Brychta

OXFORD

## Tips for Reading Together

Children learn best when they are having fun.

- Tell your child they are going to play a more difficult game of 'I spy'.
- On each page, read the instruction aloud, then ask your child to read the phrases on the left hand pages and try to match them to the pictures on the right.
- Encourage your child to sound out the letters and say the words (c.g. *l-i-d lid*)
- Your child will have to read carefully because there are some tricky pages!
- Do the spot the difference activity with your child.

Have fun!



Find the odd one out on every left hand page.



This book practices these letter-sounds:

s a t p i n m d g o c k e u r h b f f l l



For more hints and tips on helping your child become a successful and enthusiastic reader look at our website [www.oxfordowl.co.uk](http://www.oxfordowl.co.uk).

# Floppy's Fun Phonics

Written by Kate Ruttle and Annemarie Young

Illustrated by Nick Schon, based on the original characters  
created by Roderick Hunt and Alex Brychta



OXFORD  
UNIVERSITY PRESS

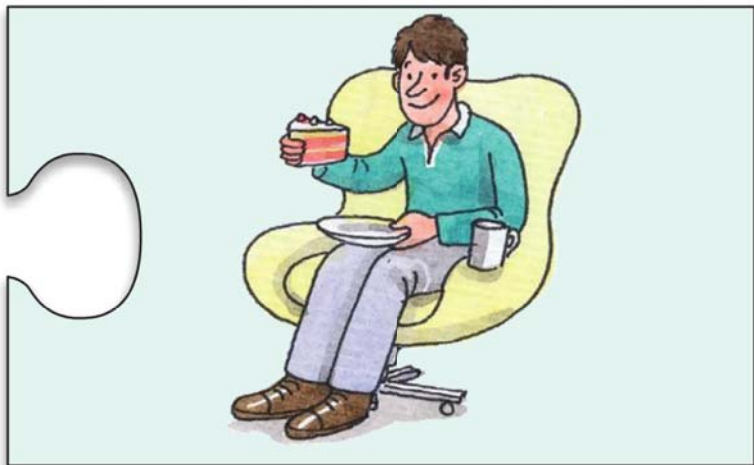


Read the sentence on  
this card. Which picture  
matches the card?



Dad is sad.








Read the captions  
on these cards. Which card  
matches the picture?

rats on a sack

cats on a sock





Read the captions on these cards. Which card matches the picture?

a hen and a bug

a hat on a dog








Read the sentences on these cards. Which card matches the picture?

Run in the sun.



Sit in the sun.







Read the sentences on these cards. Which card matches the picture?



A dog can sit.



A dog can run.







Read the sentences on these cards. Can you match each card to its picture?

A dog is a pet.



The dog is wet.









Read the sentences on these cards. Can you match each card to its picture?




Run and hop.



Run to the top.









Read the sentences on these cards. Can you match each card to its picture?



Biff is on a mug.



It is a big red bug.







Read the sentences on these cards. Can you match each card to its picture?



Biff is in a sack.



A doll is in a backpack.





## Spot the difference

Find the five differences in the two pictures of Floppy.





**Read with Biff, Chip and Kipper** offers two important pathways to learning to read. **First Stories** have been specially written to provide practice in reading everyday language, and the **Phonics** stories help children practise reading by decoding sounds in words, as they learn to do in school.

## Books at Level 1: Getting ready to read



## Look out for the next level: Starting to read



**OXFORD**  
UNIVERSITY PRESS

Great Clarendon Street, Oxford OX2 6DP  
Text © Roderick Hunt 2006  
Illustrations © Alex Brychta 2006

First published 2006. This edition published 2011  
Series Editors: Kate Ruttle, Annemarie Young  
British Library Cataloguing in Publication Data  
available  
ISBN: 978-0-19-848618-3  
Printed in China by Imago



## Getting ready to read

*Read with Biff, Chip and Kipper* is designed to help children learn to read. Created by reading experts and based on current teaching practice, the lively stories, humorous illustrations and clear progression will ensure your child succeeds.

## Do the word jigsaws.

Titles at this level:

### Phonics

- Kipper's Alphabet I Spy
- Chip's Letter Sounds
- Biff's Wonder Words
- Floppy's Fun Phonics

### First Stories

- Floppy Did This!
- Up You Go
- Get On
- Six in a Bed



Used in 80% of  
primary schools

Level 1 corresponds to  
Oxford Reading Tree  
Stage 1 – 1+

Series Editors:  
Kate Ruttle,  
Annemarie Young

£3.50



Help your child's reading  
with essential tips, fun  
activities and free eBooks  
[www.oxfordowl.co.uk](http://www.oxfordowl.co.uk)

OXFORD  
UNIVERSITY PRESS

[www.oup.com](http://www.oup.com)

ISBN 978-0-19-848618-3



9 780198 486183